



Central Depository Systems (Pvt) Limited

Convenient | Dedicated | Secure

CDS INFOLINE

July 2022

**Operational Highlights of
Central Depository Systems (Pvt) Ltd
of Sri Lanka (CDS)**
(A fully owned subsidiary of Colombo Stock Exchange)

Phone: +94 11 2 356 456

Fax: +94 11 2 440 396

Email: [cgs@cse.lk](mailto:cds@cse.lk)

Website: www.cds.lk

JULY 2022

AT A GLANCE

Highlights


- 829 new CDS Accounts opened in July 2022
- Luminex Limited appointed CDS as the Registrars



TOTAL VALUE OF
SECURITIES HELD IN CDS
LKR 3,419,253,284,986.06

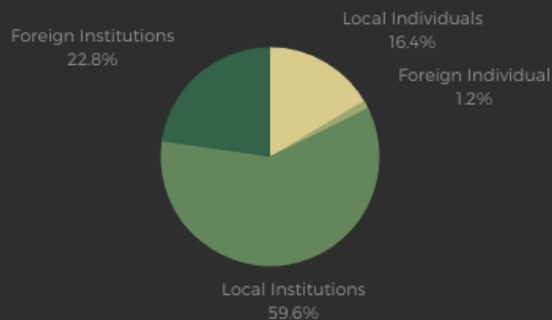


TOTAL NUMBER OF SHARES
HELD IN CDS
149,772,179,992

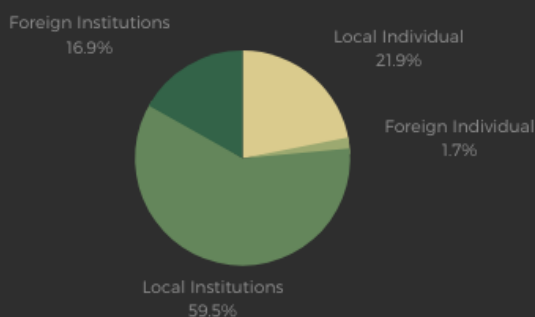


NUMBER OF CDS
ACCOUNTS BY
INVESTOR CATEGORY

VALUE OF SECURITIES BY INVESTOR CATEGORY



NUMBER OF SECURITIES BY INVESTOR CATEGORY



829 NEW CDS
ACCOUNTS



4,436 DEPOSITS



1,174 INTER/INTRA
SECURITIES
TRANSFERS



1,389 E-SERVICE
SUBSCRIPTIONS

Operational Highlights

Major Operations	Jul-22	Jun-22	May-22	Apr-22	Mar-22	Feb-22	Jul-21
New Accounts (No.)	829	987	1,460	1,074	2,342	3,362	2,361
Deposits (No.)	*4,436	675	6,504	71,410	23,803	23,000	16,717
Withdrawals (No.)	1	0	0	0	0	0	0
Transfers (No.)	1,174	1,687	1,586	1,704	4,088	3,214	2,697
Trades (No.) - Equity	276,457	266,294	311,049	173,440	497,155	819,556	451,149
Trades (No.)-Closed End Funds	0	0	0	0	0	0	0
Market Days (No.)	20	21	17	11	21	18	20
Listed Companies (No.)	294	295	294	294	296	298	285
Participants (No.)	45	45	45	45	44	44	44

*Deposits in July 2022 include 4,334 direct deposits made due to Subdivisions, Right Issues, Initial public Offers and Capitalization of Reserves.

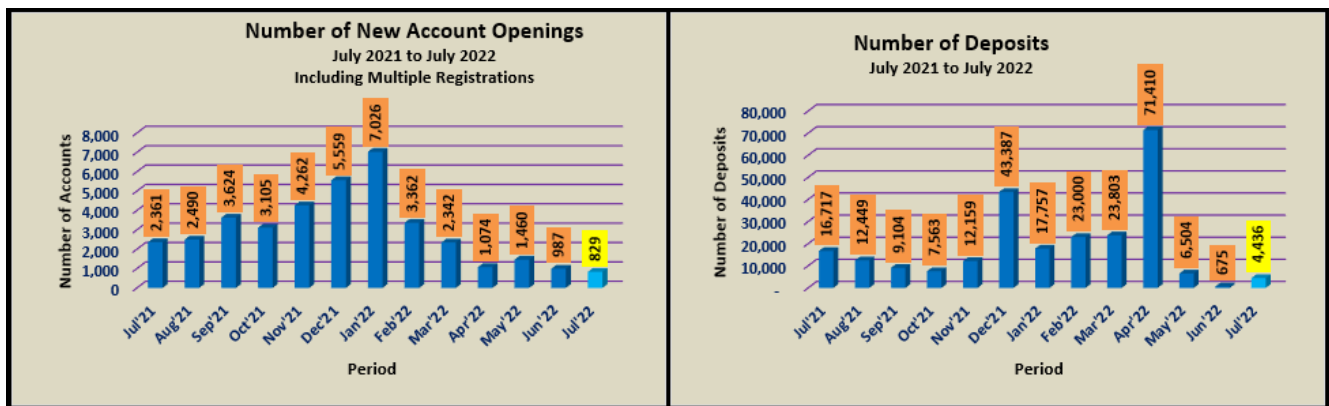
e-Services Enrollment	As of 31 st July 2022	July 2022	As at 30 th June 2022
SMS	57,344	687	56,657
e-Statements	94,209	702	93,507

Comparative analysis on monthly basis as a percentage

	July 22	June 22	May 22	Apr 22	Mar 22
New Accounts (No.)	-16.01	-32.40	35.94	-54.14	-30.34
Deposits (No.)	557.19	-89.62	-90.89	200.00	3.49
Trades (No.) - Equity	3.82	-14.39	79.34	-65.11	-39.34

Annual Comparison

	CUMALATIVE	
	JAN - JUL	
	2022	2021
New Accounts (No.)	17,080	18,365
Deposits (No.)	147,585	244,780
Withdrawals (No.)	0	3
Transfers (No.)	16,494	16,429
Trades (No.) - Equity	3,464,030	3,534,777
Trades (No.)-Closed End Funds	0	0



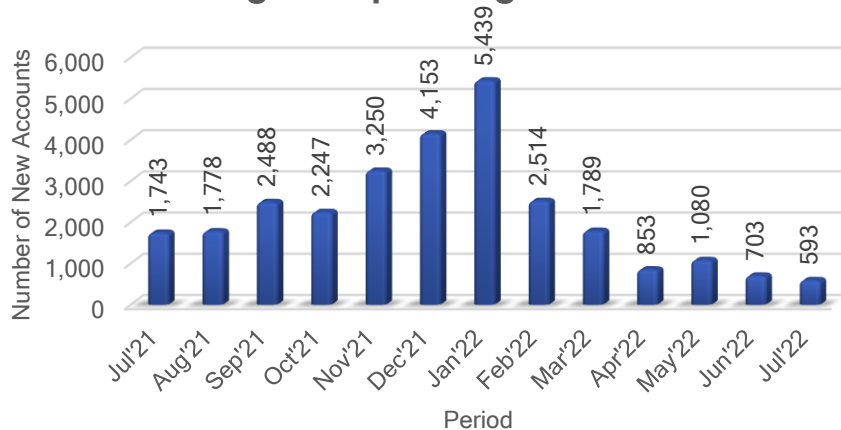
Number of CDS Accounts by Investor Category

	Jul-22	Jun-22	May-22	Apr-22	Mar-22	Feb-22	Jul-21
Local Individuals (No.)	665,052	664,473	663,810	662,766	661,948	660,297	639,328
Foreign Individuals (No.)	4,943	4,938	4,933	4,921	4,920	4,913	4,875
Local Companies (No.)	12,566	12,552	12,512	12,476	12,441	12,303	11,403
Foreign Companies (No.)	5,812	5,809	5,801	5,797	5,794	5,788	5,736
Total Excluding Multiple Registrations	688,373	687,772	687,056	685,960	685,103	683,301	661,342
Total De-Mat Accounts Including Multiple Registrations	907,135	906,306	905,319	903,859	902,785	900,443	871,014

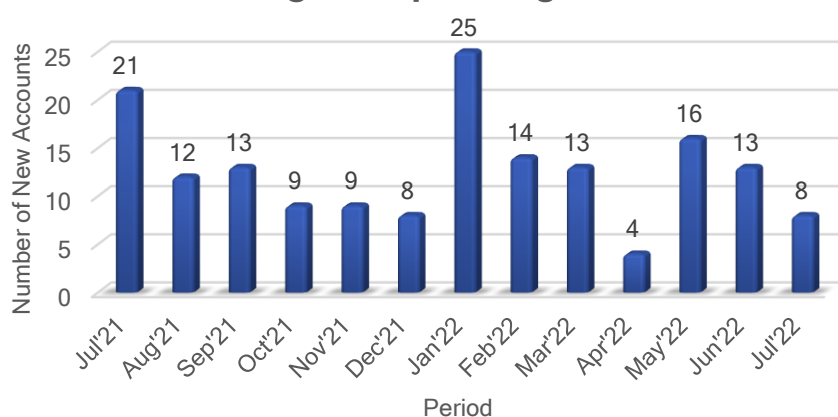
De-Mat Account Categories as a Percentage against Total Registrations Excluding Multiple Registrations (%)

	Jul-22	Jun-22	May-22	Apr-22	Mar-22	Feb-22	Jul-21
Local Individuals (No.)	96.61	96.61	96.62	96.62	96.62	96.63	96.67
Foreign Individuals (No.)	0.72	0.72	0.72	0.72	0.72	0.72	0.74
Local Companies (No.)	1.83	1.83	1.82	1.82	1.82	1.80	1.72
Foreign Companies (No.)	0.84	0.84	0.84	0.85	0.85	0.85	0.87
Total Excluding Multiple Registrations	100.00	100.00	100.00	100.00	100.00	100.00	100.00

Number of New Accounts - Local July 2021 to July 2022 Excluding Multiple Registrations



Number of New Accounts - Foreign July 2021 to July 2022 Excluding Multiple Registrations



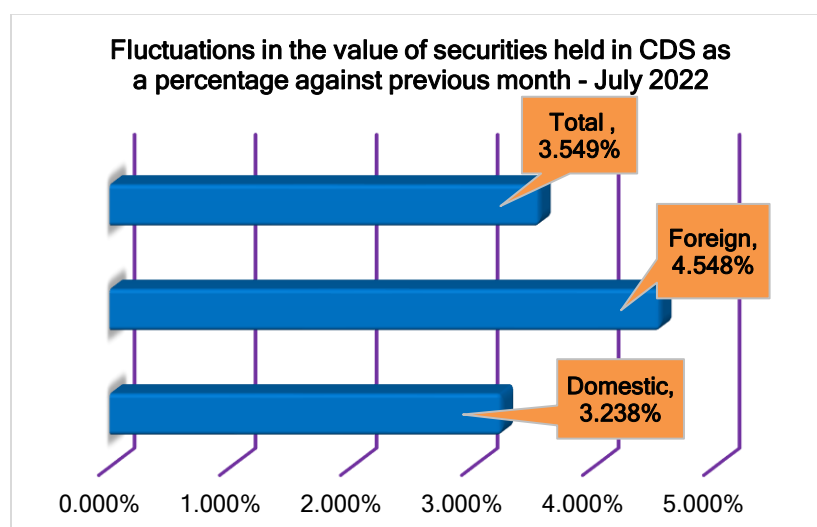
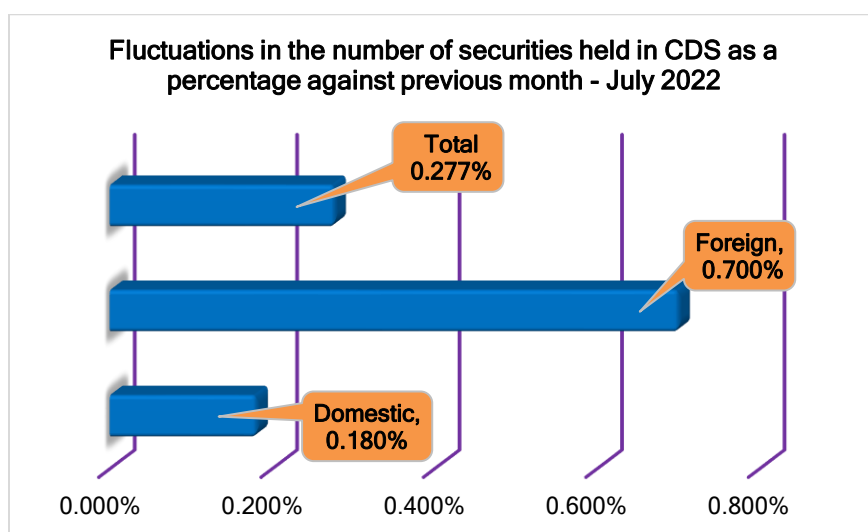
Value & Quantity of the Securities held in the CDS

Securities Held in Custody (Nos.)	Jul-22	Jun-22	May-22	Apr-22	Jul-21
Domestic	121,949,680,336	121,730,010,379	121,409,386,190	120,552,793,360	104,592,978,179
Foreign	27,822,499,656	27,629,105,964	27,631,369,308	27,650,572,825	26,908,900,592
Total	149,772,179,992	149,359,116,343	149,040,755,498	148,203,366,185	131,501,878,771

Comparative Analysis on Fluctuations (Change)	Jul-22	Jun-22	May-22
Domestic	0.180%	0.264%	0.711%
Foreign	0.700%	-0.008%	-0.069%
Total	0.277%	0.214%	0.565%

Securities Held in Custody (Rs.)	Jul-22	Jun-22	May-22	Apr-22	Jul-21
Domestic	2,600,422,733,337	2,518,852,913,885	2,832,228,269,286	2,554,008,552,401	2,890,648,337,246
Foreign	818,830,551,649	783,213,490,810	881,863,776,195	777,152,330,213	723,521,466,749
Total	3,419,253,284,986	3,302,066,404,695	3,714,092,045,481	3,331,160,882,615	3,614,169,803,995

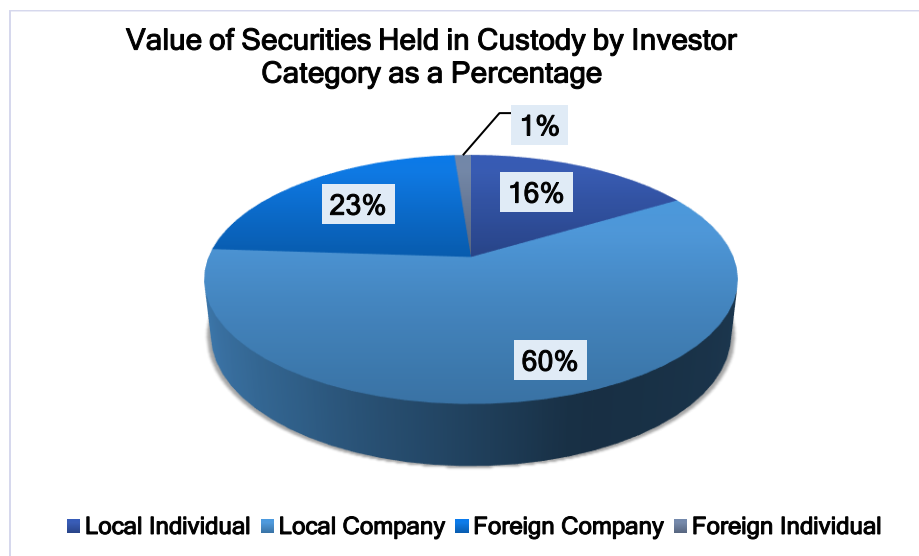
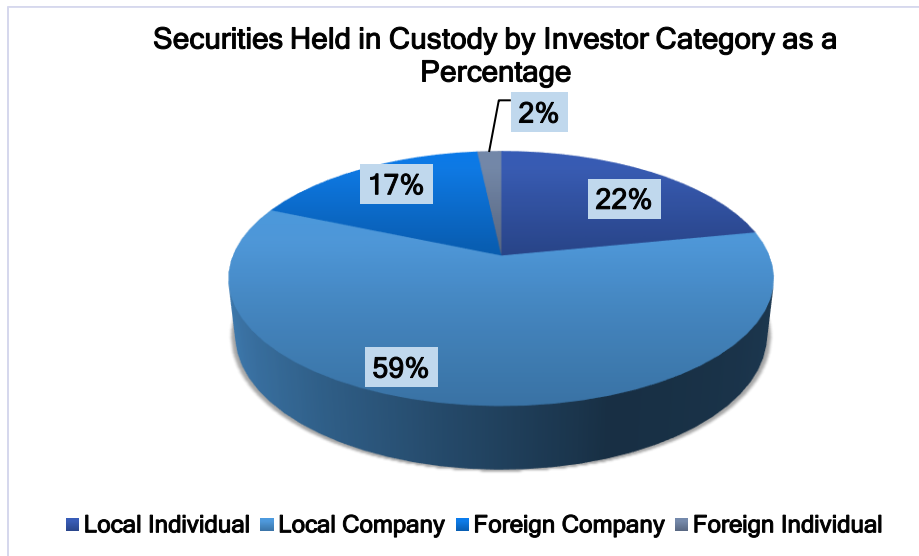
Comparative Analysis on Fluctuations (Change)	Jul-22	Jun-22	May-22
Domestic	3.238%	-11.065%	10.893%
Foreign	4.548%	-11.187%	13.474%
Total	3.549%	-11.094%	11.495%



Value & Quantity of the Securities held in the CDS by Investor Category July 2022

Investor Category	Equity Holding	Corporate Debt Holding	Total Holding
Local Individual	32,551,952,290	237,827,692	32,789,779,982
Local Company	86,673,154,868	2,486,745,486	89,159,900,354
Foreign Company	25,288,038,292	2,350,000	25,290,388,292
Foreign Individual	2,530,488,651	1,622,713	2,532,111,364
Total	147,043,634,101	2,728,545,891	149,772,179,992

Investor Category	Equity Value	Corporate Debt Value	Total Value
Local Individual	537,772,770,161.85	23,882,739,520.37	561,655,509,682.22
Local Company	1,794,367,132,919.26	244,400,090,735.24	2,038,767,223,654.50
Foreign Company	777,898,197,193.94	234,921,250.00	778,133,118,443.94
Foreign Individual	40,531,426,900.25	166,006,305.15	40,697,433,205.40
Total	3,150,569,527,175.30	268,683,757,810.76	3,419,253,284,986.06



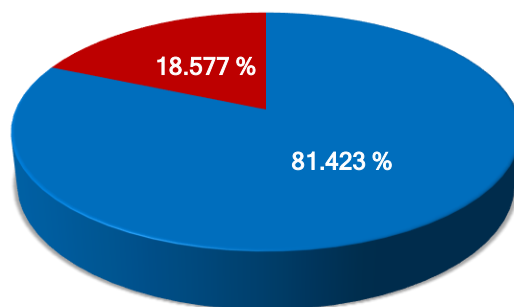
Holdings in CDS as of 31st July 2022

Holdings	Equity	Corporate Debt	Total
Domestic	119,225,107,158	2,724,573,178	121,949,680,336
Foreign	27,818,526,943	3,972,713	27,822,499,656

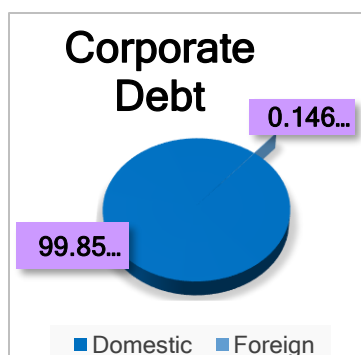
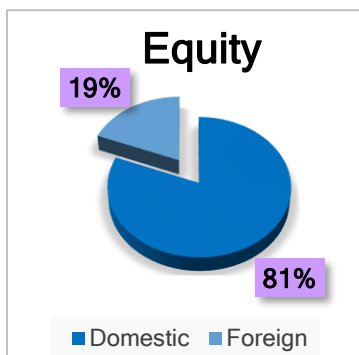
Market Value	Equity	Corporate Debt	Total
Domestic	2,332,139,903,081.11	268,282,830,255.61	2,600,422,733,336.72
Foreign	818,429,624,094.19	400,927,555.15	818,830,551,649.34

	Quantity	Market Value (LKR)
Equity	147,043,634,101	3,150,569,527,175.30
Debentures	2,728,545,891	268,683,757,810.76

Percentage of Security Types in Custody as at 31st July 2022



■ Domestic (Equity & Corporate Debt) - 81.423%
 ■ Foreign (Equity & Corporate Debt) - 18.577%



De-Mat Percentages of Securities

DE-MAT PERCENTAGE FOR EQUITY	97.3%
DE-MAT PERCENTAGE FOR CORPORATE DEBT	100%

Corporate Actions and New Listings Completed in July 2022

Provisional Allotment of Rights (Direct Uploads to CDS Accounts)	Acme Printing & Packaging PLC	ACME.R0000
	Pegasus Hotels of Ceylon PLC	PEG.R0000
	LOLC Development Finance PLC	NIFL.R0000
Scrip Dividend	Central Industries PLC	CIND.N0000