



Central Depository Systems (Pvt) Limited

Convenient | Dedicated | Secure

CDS INFOLINE

August 2022

**Operational Highlights of
Central Depository Systems (Pvt) Ltd
of Sri Lanka (CDS)**
(A fully owned subsidiary of Colombo Stock Exchange)

Phone: +94 11 2 356 456

Fax: +94 11 2 440 396

Email: [cgs@cse.lk](mailto:cds@cse.lk)

Website: www.cds.lk

AUGUST 2022

AT A GLANCE

Highlights


- **1,621 new CDS Accounts opened in August 2022**



**TOTAL VALUE OF
SECURITIES HELD IN CDS**
LKR 3,419,253,284,986.06

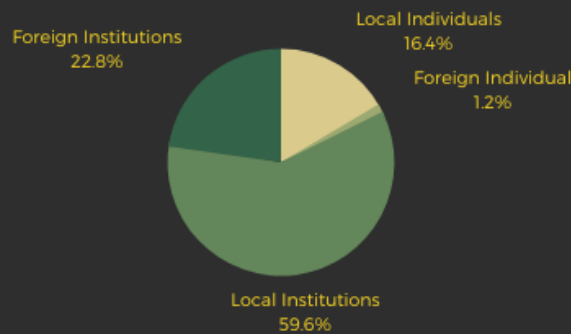


**TOTAL NUMBER OF
SHARES HELD IN CDS**
149,772,179,992

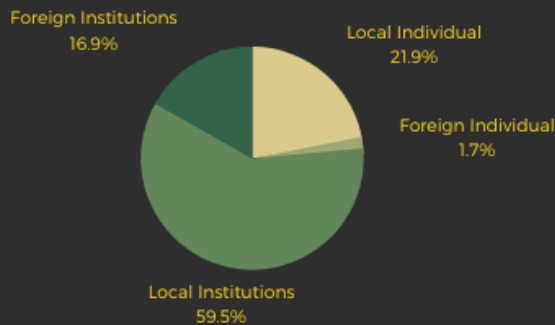


**NUMBER OF CDS
ACCOUNTS BY
INVESTOR CATEGORY**

VALUE OF SECURITIES BY INVESTOR CATEGORY



NUMBER OF SECURITIES BY INVESTOR CATEGORY



**829 NEW CDS
ACCOUNTS**



4,436 DEPOSITS



**1,174 INTER/INTRA
SECURITIES
TRANSFERS**



**1,389 E-SERVICE
SUBSCRIPTIONS**

Operational Highlights

Major Operations	Aug-22	Jul-22	Jun-22	May-22	Apr-22	Mar-22	Aug-21
New Accounts (No.)	1,621	829	987	1,460	1,074	2,342	2,490
Deposits (No.)	*4,614	4,436	675	6,504	71,410	23,803	12,449
Withdrawals (No.)	0	1	0	0	0	0	0
Transfers (No.)	1,680	1,174	1,687	1,586	1,704	4,088	2,621
Trades (No.) - Equity	717,297	276,457	266,294	311,049	173,440	497,155	951,075
Trades (No.)-Closed End Funds	0	0	0	0	0	0	0
Market Days (No.)	22	20	21	17	11	21	22
Listed Companies (No.)	294	294	295	294	294	296	287
Participants (No.)	45	45	45	45	45	44	44

*Deposits in August 2022 include 4,412 direct deposits made due to Subdivisions, Right Issues, Initial public Offers and Capitalization of Reserves.

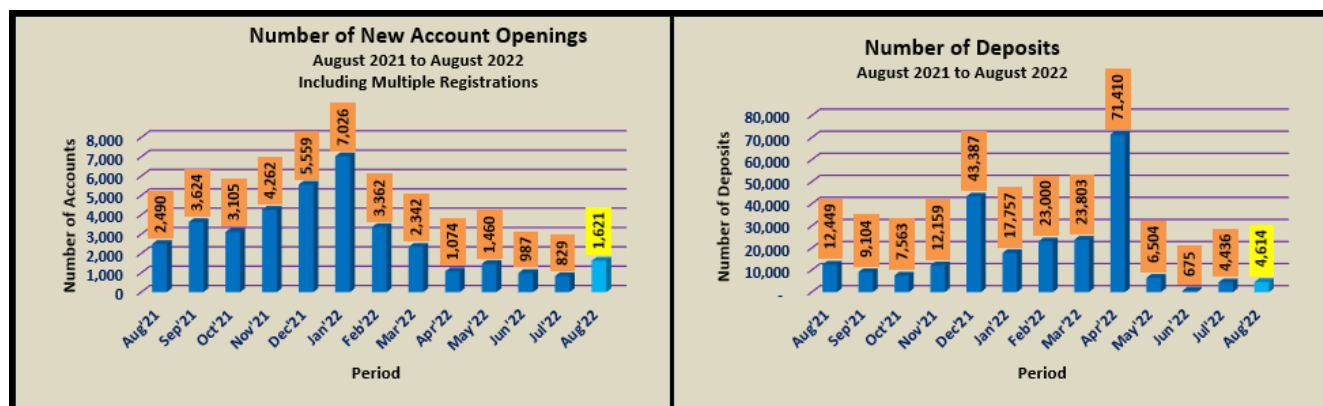
e-Services Enrollment	As of 31 st August 2022	August 2022	As of 31 st July 2022
SMS	58,581	1,237	57,344
e-Statements	95,494	1,285	94,209

Comparative analysis on monthly basis as a percentage

	August 22	July 22	June 22	May 22	Apr 22
New Accounts (No.)	95.54	-16.01	-32.40	35.94	-54.14
Deposits (No.)	4.01	557.19	-89.62	-90.89	200.00
Trades (No.) - Equity	159.46	3.82	-14.39	79.34	-65.11

Annual Comparison

	CUMALATIVE	
	2022	2021
New Accounts (No.)	18,701	20,855
Deposits (No.)	152,199	257,229
Withdrawals (No.)	0	3
Transfers (No.)	18,174	19,050
Trades (No.) - Equity	4,181,327	4,485,852
Trades (No.)-Closed End Funds	0	0



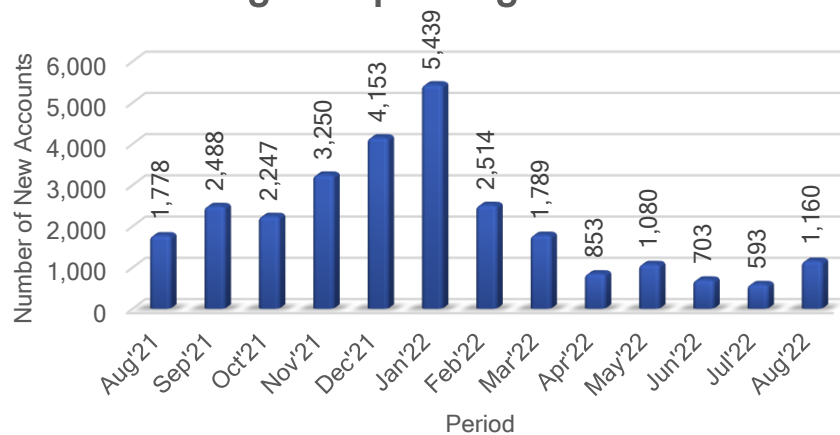
Number of CDS Accounts by Investor Category

	Aug-22	Jul-22	Jun-22	May-22	Apr-22	Mar-22	Aug-21
Local Individuals (No.)	666,164	665,052	664,473	663,810	662,766	661,948	641,028
Foreign Individuals (No.)	4,952	4,943	4,938	4,933	4,921	4,920	4,877
Local Companies (No.)	12,614	12,566	12,552	12,512	12,476	12,441	11,481
Foreign Companies (No.)	5,825	5,812	5,809	5,801	5,797	5,794	5,746
Total Excluding Multiple Registrations	689,555	688,373	687,772	687,056	685,960	685,103	663,132
Total De-Mat Accounts Including Multiple Registrations	908,756	907,135	906,306	905,319	903,859	902,785	873,505

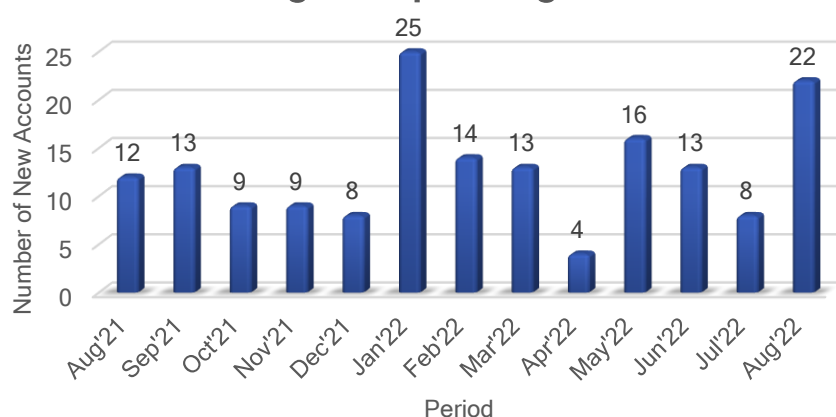
De-Mat Account Categories as a Percentage against Total Registrations Excluding Multiple Registrations (%)

	Aug-22	Jul-22	Jun-22	May-22	Apr-22	Mar-22	Aug-21
Local Individuals (No.)	96.61	96.61	96.61	96.62	96.62	96.62	96.67
Foreign Individuals (No.)	0.72	0.72	0.72	0.72	0.72	0.72	0.74
Local Companies (No.)	1.83	1.83	1.83	1.82	1.82	1.82	1.73
Foreign Companies (No.)	0.84	0.84	0.84	0.84	0.85	0.85	0.87
Total Excluding Multiple Registrations	100.00	100.00	100.00	100.00	100.00	100.00	100.00

Number of New Accounts - Local August 2021 to August 2022 Excluding Multiple Registrations



Number of New Accounts - Foreign August 2021 to August 2022 Excluding Multiple Registrations



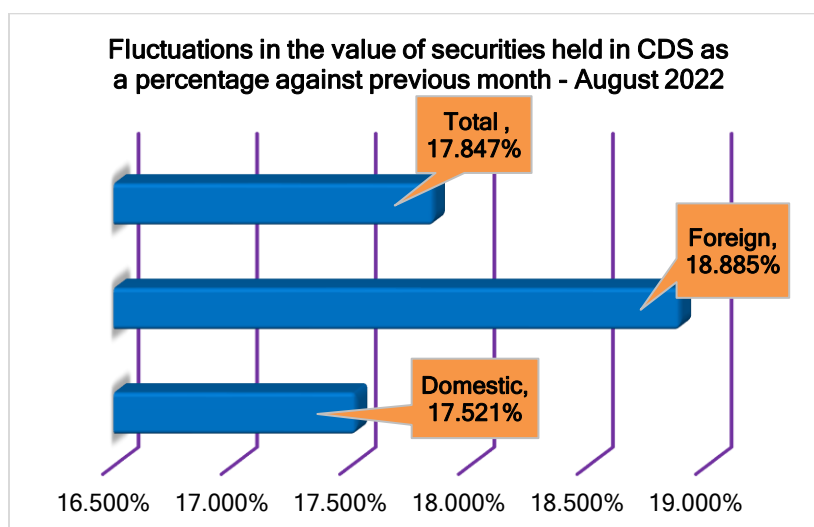
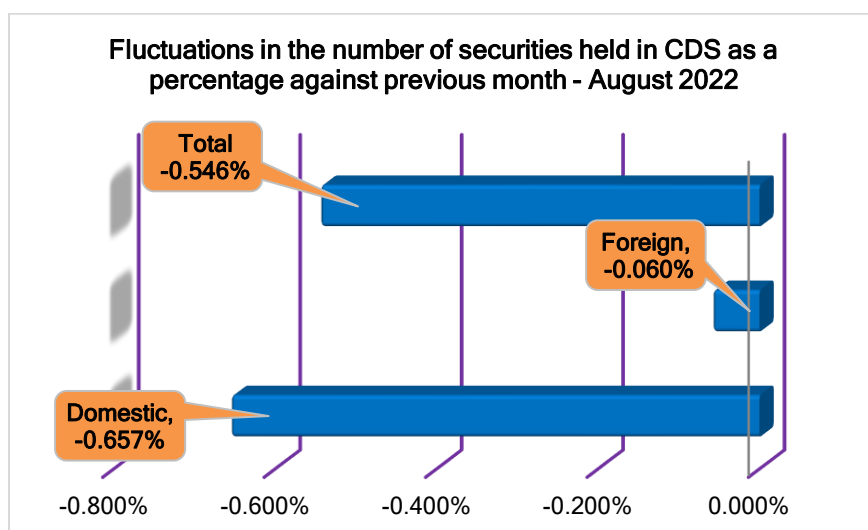
Value & Quantity of the Securities held in the CDS

Securities Held in Custody (Nos.)	Aug-22	Jul-22	Jun-22	May-22	Aug-21
Domestic	121,149,034,363	121,949,680,336	121,730,010,379	121,409,386,190	105,508,334,883
Foreign	27,805,893,479	27,822,499,656	27,629,105,964	27,631,369,308	26,866,722,185
Total	148,954,927,842	149,772,179,992	149,359,116,343	149,040,755,498	132,375,057,068

Comparative Analysis on Fluctuations (Change)	Aug-22	Jul-22	Jun-22
Domestic	-0.657%	0.180%	0.264%
Foreign	-0.060%	0.700%	-0.008%
Total	-0.546%	0.277%	0.214%

Securities Held in Custody (Rs.)	Aug-22	Jul-22	Jun-22	May-22	Aug-21
Domestic	3,056,031,897,500	2,600,422,733,337	2,518,852,913,885	2,832,228,269,286	3,192,519,286,315
Foreign	973,470,655,734	818,830,551,649	783,213,490,810	881,863,776,195	856,156,304,827
Total	4,029,502,553,235	3,419,253,284,986	3,302,066,404,695	3,714,092,045,481	4,048,675,591,142

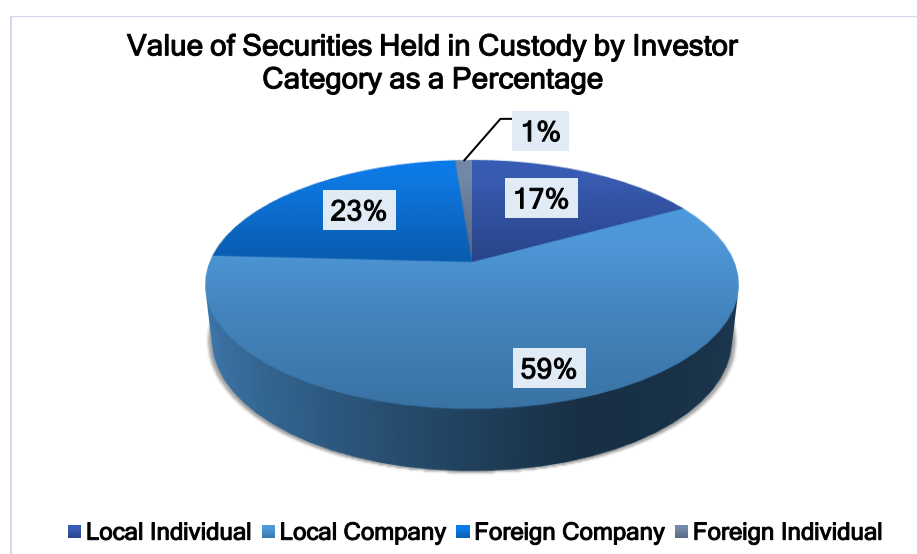
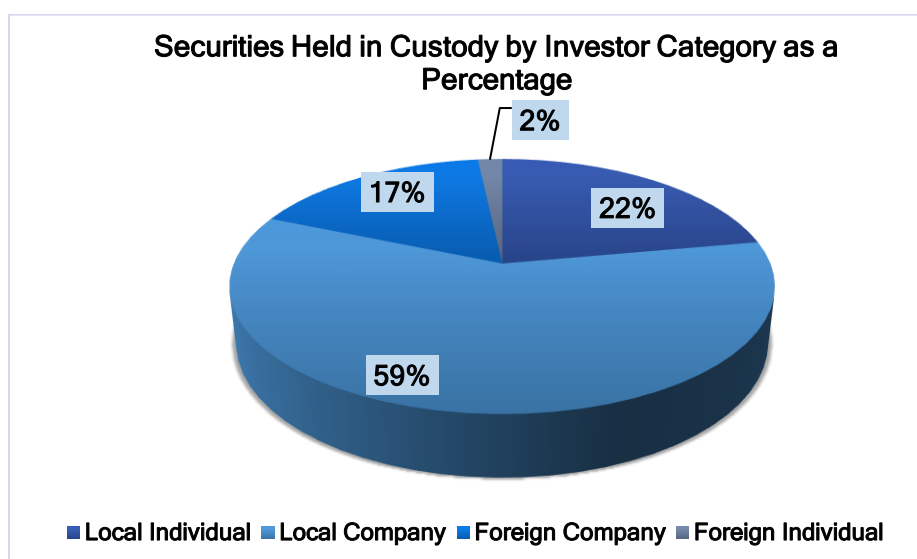
Comparative Analysis on Fluctuations (Change)	Aug-22	Jul-22	Jun-22
Domestic	17.521%	3.238%	-11.065%
Foreign	18.885%	4.548%	-11.187%
Total	17.847%	3.549%	-11.094%



Value & Quantity of the Securities held in the CDS by Investor Category August 2022

Investor Category	Equity Holding	Corporate Debt Holding	Total Holding
Local Individual	32,745,580,060	231,247,692	32,976,827,752
Local Company	85,703,631,125	2,468,575,486	88,172,206,611
Foreign Company	25,249,565,757	100,000	25,249,665,757
Foreign Individual	2,554,605,009	1,622,713	2,556,227,722
Total	146,253,381,951	2,701,545,891	148,954,927,842

Investor Category	Equity Value	Corporate Debt Value	Total Value
Local Individual	660,886,816,178.32	23,223,021,818.53	684,109,837,996.85
Local Company	2,129,341,239,436.15	242,580,820,067.24	2,371,922,059,503.39
Foreign Company	924,557,783,635.96	10,000,000.00	924,567,783,635.96
Foreign Individual	48,736,865,793.26	166,006,305.15	48,902,872,098.41
Total	3,763,522,705,043.69	265,979,848,190.92	4,029,502,553,234.61



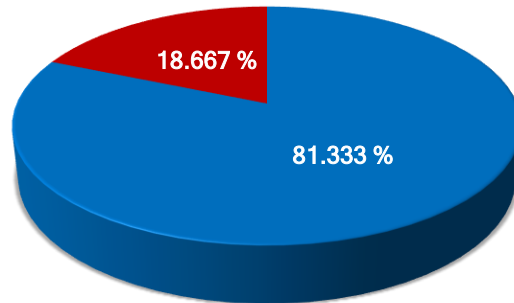
Holdings in CDS as of 31st August 2022

Holdings	Equity	Corporate Debt	Total
Domestic	118,449,211,185	2,699,823,178	121,149,034,363
Foreign	27,804,170,766	1,722,713	27,805,893,479

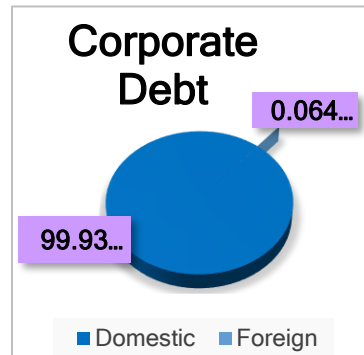
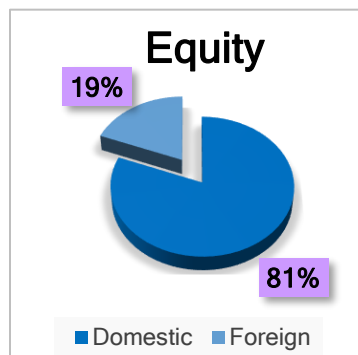
Market Value	Equity	Corporate Debt	Total
Domestic	2,790,228,055,614.47	265,803,841,885.77	3,056,031,897,500.24
Foreign	973,294,649,429.22	176,006,305.15	973,470,655,734.37

	Quantity	Market Value (LKR)
Equity	146,253,381,951	3,763,522,705,043.69
Debentures	2,701,545,891	265,979,848,190.92

Percentage of Security Types in Custody as at 31st August 2022



■ Domestic (Equity & Corporate Debt) - 81.333%
 ■ Foreign (Equity & Corporate Debt) - 18.667%



De-Mat Percentages of Securities

DE-MAT PERCENTAGE FOR EQUITY	97.3%
DE-MAT PERCENTAGE FOR CORPORATE DEBT	100%

Corporate Actions and New Listings Completed in August 2022

Rights Issues	Acme Printing & Packaging PLC	ACME.N0000
	Pegasus Hotels of Ceylon PLC	PEG.N0000
	LOLC Development Finance PLC	NIFL.N0000
	Hotel Sigiriya PLC	HSIG.N0000
	Dolphin Hotels PLC	STAF.N0000