



Central Depository Systems (Pvt) Limited

Convenient | Dedicated | Secure

CDS INFOLINE

September 2022

**Operational Highlights of
Central Depository Systems (Pvt) Ltd
of Sri Lanka (CDS)**
(A fully owned subsidiary of Colombo Stock Exchange)

Phone: +94 11 2 356 456

Fax: +94 11 2 440 396

Email: [cgs@cse.lk](mailto:cds@cse.lk)

Website: www.cds.lk

SEPTEMBER 2022

AT A GLANCE

Highlights


- **1,711 new CDS Accounts opened in August 2022**
- **Dispatched eWarrants for the 1st time**



**TOTAL VALUE OF
SECURITIES HELD IN CDS**
LKR 4,378,527,830,760.07

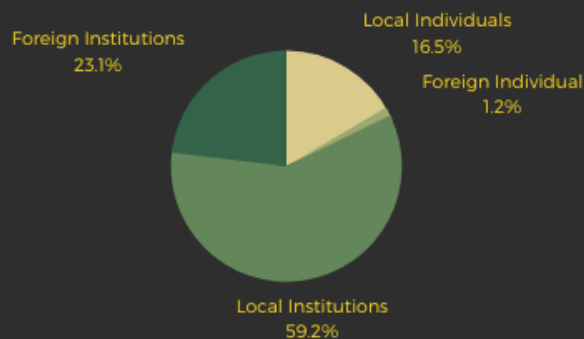


**TOTAL NUMBER OF
SHARES HELD IN CDS**
151,999,364,805

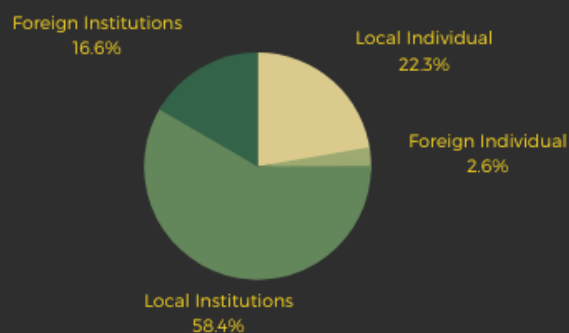


**NUMBER OF CDS
ACCOUNTS BY
INVESTOR CATEGORY**

VALUE OF SECURITIES BY INVESTOR CATEGORY



NUMBER OF SECURITIES BY INVESTOR CATEGORY



**1,711 NEW CDS
ACCOUNTS**



29,961 DEPOSITS



**1,754 INTER/INTRA
SECURITIES
TRANSFERS**



**2,740 E-SERVICE
SUBSCRIPTIONS**

Operational Highlights

| Major Operations | Sep-22 | Aug-22 | Jul-22 | Jun-22 | May-22 | Apr-22 | Sep-21 |
|-------------------------------|---------|---------|---------|---------|---------|---------|---------|
| New Accounts (No.) | 1,711 | 1,621 | 829 | 987 | 1,460 | 1,074 | 3,624 |
| Deposits (No.) | *29,961 | 4,614 | 4,436 | 675 | 6,504 | 71,410 | 9,104 |
| Withdrawals (No.) | 0 | 0 | 1 | 0 | 0 | 0 | 0 |
| Transfers (No.) | 1,754 | 1,680 | 1,174 | 1,687 | 1,586 | 1,704 | 2,238 |
| Trades (No.) - Equity | 763,750 | 717,297 | 276,457 | 266,294 | 311,049 | 173,440 | 804,206 |
| Trades (No.)-Closed End Funds | 0 | 0 | 0 | 0 | 0 | 0 | 0 |
| Market Days (No.) | 22 | 22 | 20 | 21 | 17 | 11 | 21 |
| Listed Companies (No.) | 294 | 294 | 294 | 295 | 294 | 294 | 287 |
| Participants (No.) | 45 | 45 | 45 | 45 | 45 | 45 | 44 |

*Deposits in September 2022 include 29,650 direct deposits made due to Subdivisions, Right Issues, Initial public Offers and Capitalization of Reserves.

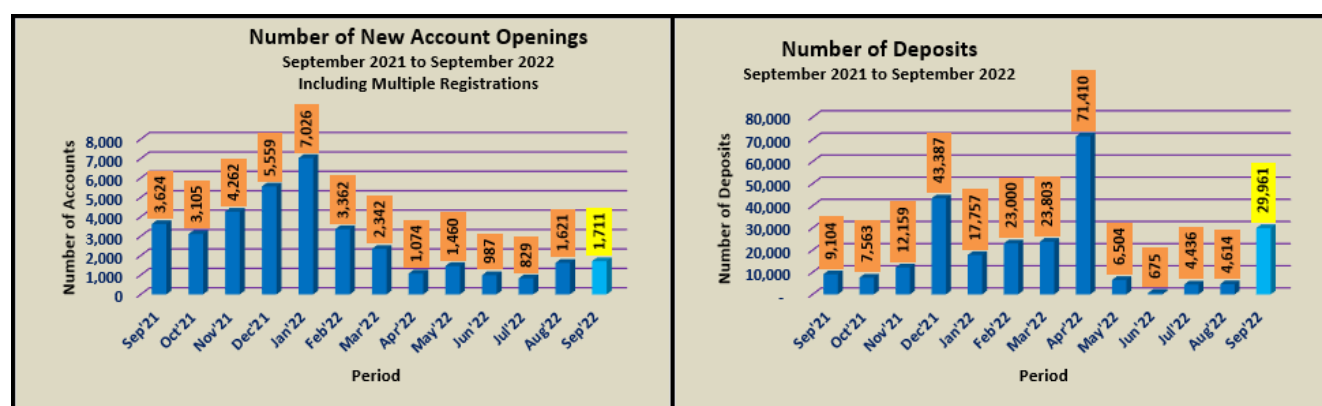
| e-Services Enrollment | As of 30 th Sept 2022 | September 2022 | As of 31 st Aug 2022 |
|-----------------------|----------------------------------|----------------|---------------------------------|
| SMS | 59,911 | 1,330 | 58,581 |
| e-Statements | 96,904 | 1,410 | 95,494 |

Comparative analysis on monthly basis as a percentage

| | Sept 22 | August 22 | July 22 | June 22 | May 22 |
|-----------------------|---------|-----------|---------|---------|--------|
| New Accounts (No.) | 5.55 | 95.54 | -16.01 | -32.40 | 35.94 |
| Deposits (No.) | 549.35 | 4.01 | 557.19 | -89.62 | -90.89 |
| Trades (No.) - Equity | 6.48 | 159.46 | 3.82 | -14.39 | 79.34 |

Annual Comparison

| | CUMALATIVE | |
|-------------------------------|------------|-----------|
| | JAN - SEP | |
| | 2022 | 2021 |
| New Accounts (No.) | 20,412 | 24,479 |
| Deposits (No.) | 182,160 | 266,333 |
| Withdrawals (No.) | 0 | 3 |
| Transfers (No.) | 19,928 | 21,288 |
| Trades (No.) - Equity | 4,945,077 | 5,290,058 |
| Trades (No.)-Closed End Funds | 0 | 0 |



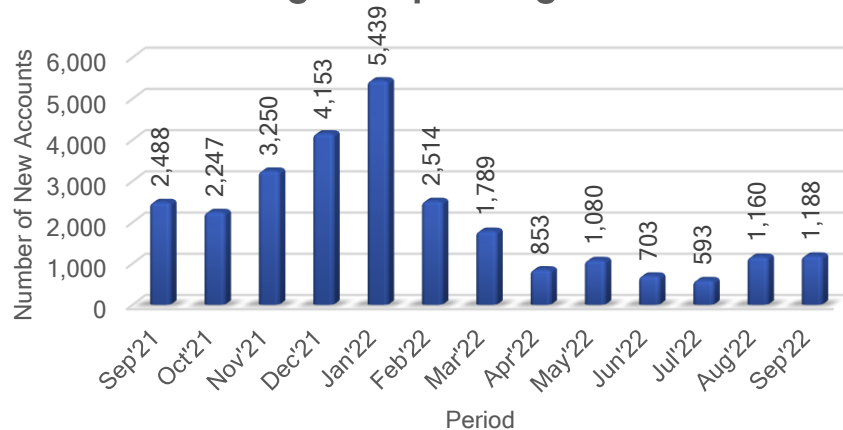
Number of CDS Accounts by Investor Category

| | Sep-22 | Aug-22 | Jul-22 | Jun-22 | May-22 | Apr-22 | Sep-21 |
|---|----------------|----------------|----------------|----------------|----------------|----------------|----------------|
| Local Individuals (No.) | 667,318 | 666,164 | 665,052 | 664,473 | 663,810 | 662,766 | 643,425 |
| Foreign Individuals (No.) | 4,958 | 4,952 | 4,943 | 4,938 | 4,933 | 4,921 | 4,885 |
| Local Companies (No.) | 12,648 | 12,614 | 12,566 | 12,552 | 12,512 | 12,476 | 11,572 |
| Foreign Companies (No.) | 5,827 | 5,825 | 5,812 | 5,809 | 5,801 | 5,797 | 5,751 |
| Total Excluding Multiple Registrations | 690,751 | 689,555 | 688,373 | 687,772 | 687,056 | 685,960 | 665,633 |
| Total De-Mat Accounts Including Multiple Registrations | 910,467 | 908,756 | 907,135 | 906,306 | 905,319 | 903,859 | 877,129 |

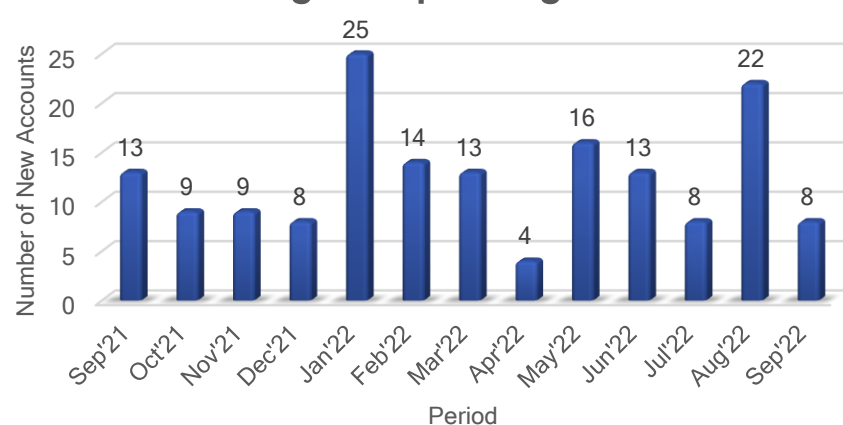
De-Mat Account Categories as a Percentage against Total Registrations Excluding Multiple Registrations (%)

| | Sep-22 | Aug-22 | Jul-22 | Jun-22 | May-22 | Apr-22 | Sep-21 |
|---|---------------|---------------|---------------|---------------|---------------|---------------|---------------|
| Local Individuals (No.) | 96.61 | 96.61 | 96.61 | 96.61 | 96.62 | 96.62 | 96.66 |
| Foreign Individuals (No.) | 0.72 | 0.72 | 0.72 | 0.72 | 0.72 | 0.72 | 0.73 |
| Local Companies (No.) | 1.83 | 1.83 | 1.83 | 1.83 | 1.82 | 1.82 | 1.74 |
| Foreign Companies (No.) | 0.84 | 0.84 | 0.84 | 0.84 | 0.84 | 0.85 | 0.86 |
| Total Excluding Multiple Registrations | 100.00 | 100.00 | 100.00 | 100.00 | 100.00 | 100.00 | 100.00 |

Number of New Accounts - Local September 2021 to September 2022 Excluding Multiple Registrations



Number of New Accounts - Foreign September 2021 to September 2022 Excluding Multiple Registrations



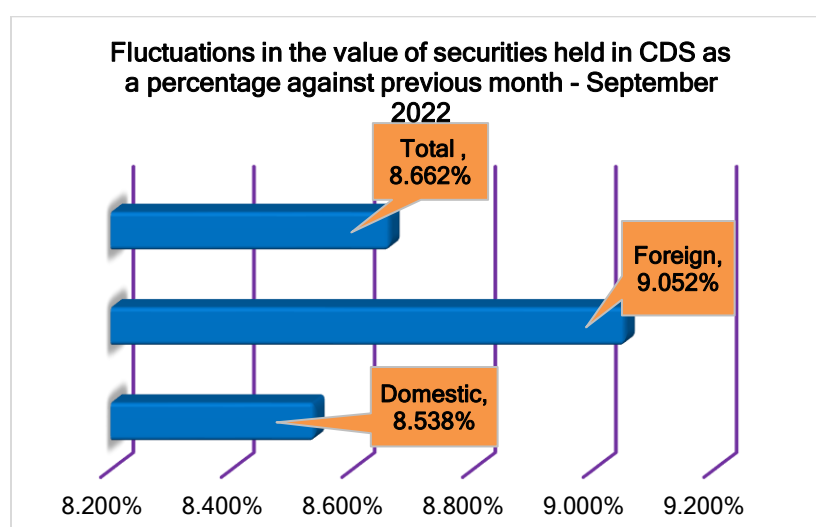
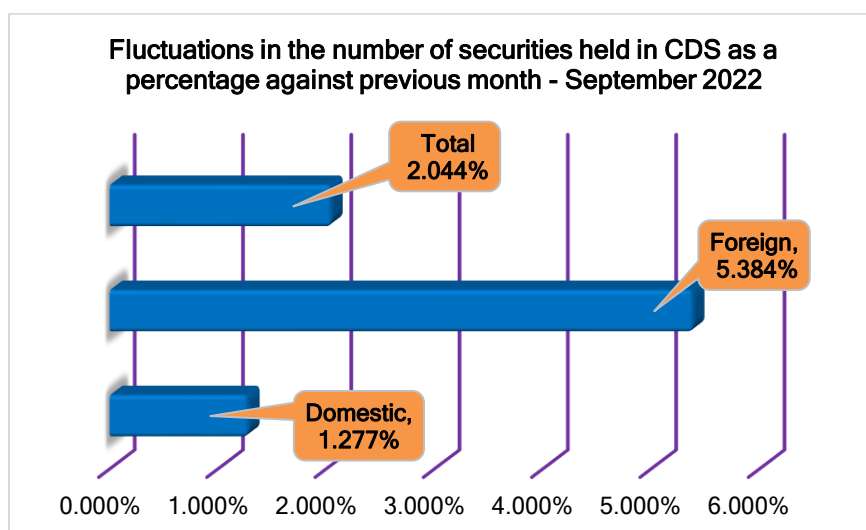
Value & Quantity of the Securities held in the CDS

| Securities Held in Custody (Nos.) | Sep-22 | Aug-22 | Jul-22 | Jun-22 | Sep-21 |
|-----------------------------------|------------------------|------------------------|------------------------|------------------------|------------------------|
| Domestic | 122,696,540,755 | 121,149,034,363 | 121,949,680,336 | 121,730,010,379 | 106,165,619,739 |
| Foreign | 29,302,824,050 | 27,805,893,479 | 27,822,499,656 | 27,629,105,964 | 26,737,243,140 |
| Total | 151,999,364,805 | 148,954,927,842 | 149,772,179,992 | 149,359,116,343 | 132,902,862,879 |

| Comparative Analysis on Fluctuations (Change) | Sep-22 | Aug-22 | Jul-22 |
|---|---------------|----------------|---------------|
| Domestic | 1.277% | -0.657% | 0.180% |
| Foreign | 5.384% | -0.060% | 0.700% |
| Total | 2.044% | -0.546% | 0.277% |

| Securities Held in Custody (Rs.) | Sep-22 | Aug-22 | Jul-22 | Jun-22 | Sep-21 |
|----------------------------------|--------------------------|--------------------------|--------------------------|--------------------------|--------------------------|
| Domestic | 3,316,941,598,501 | 3,056,031,897,500 | 2,600,422,733,337 | 2,518,852,913,885 | 3,350,715,779,324 |
| Foreign | 1,061,586,232,259 | 973,470,655,734 | 818,830,551,649 | 783,213,490,810 | 919,054,728,505 |
| Total | 4,378,527,830,760 | 4,029,502,553,235 | 3,419,253,284,986 | 3,302,066,404,695 | 4,269,770,507,829 |

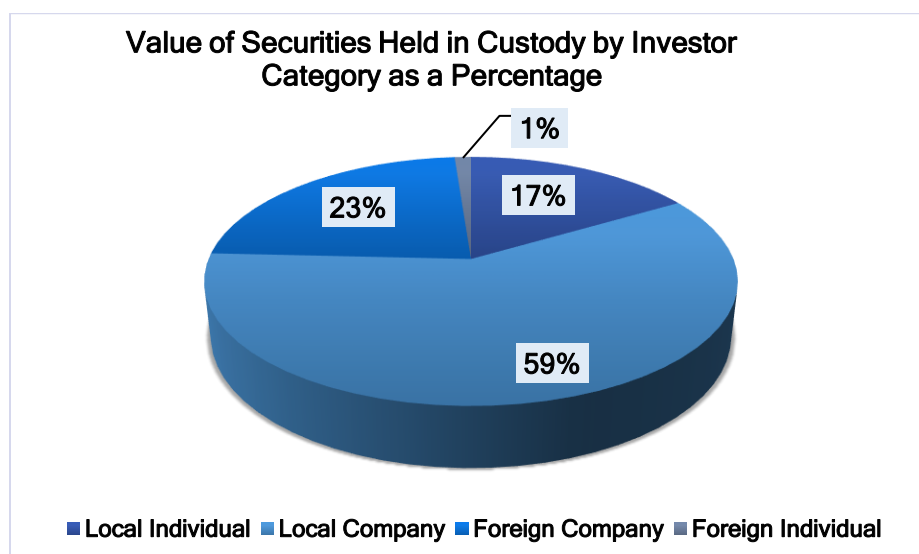
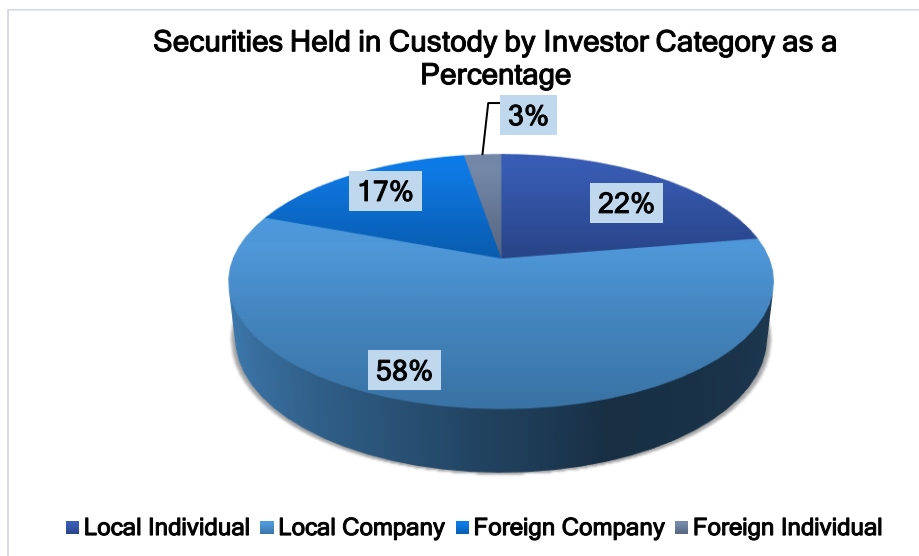
| Comparative Analysis on Fluctuations (Change) | Sep-22 | Aug-22 | Jul-22 |
|---|---------------|----------------|---------------|
| Domestic | 8.538% | 17.521% | 3.238% |
| Foreign | 9.052% | 18.885% | 4.548% |
| Total | 8.662% | 17.847% | 3.549% |



Value & Quantity of the Securities held in the CDS by Investor Category September 2022

| Investor Category | Equity Holding | Corporate Debt Holding | Total Holding |
|--------------------|------------------------|------------------------|------------------------|
| Local Individual | 33,707,645,642 | 229,261,759 | 33,936,907,401 |
| Local Company | 86,310,197,540 | 2,449,435,814 | 88,759,633,354 |
| Foreign Company | 25,306,846,213 | 100,000 | 25,306,946,213 |
| Foreign Individual | 3,991,881,124 | 3,996,713 | 3,995,877,837 |
| Total | 149,316,570,519 | 2,682,794,286 | 151,999,364,805 |

| Investor Category | Equity Value | Corporate Debt Value | Total Value |
|--------------------|-----------------------------|---------------------------|-----------------------------|
| Local Individual | 701,291,095,345.90 | 22,998,343,665.04 | 724,289,439,010.94 |
| Local Company | 2,351,724,886,554.35 | 240,927,272,935.33 | 2,592,652,159,489.68 |
| Foreign Company | 1,009,968,637,514.20 | 10,000,000.00 | 1,009,978,637,514.20 |
| Foreign Individual | 51,189,464,654.70 | 418,130,090.55 | 51,607,594,745.25 |
| Total | 4,114,174,084,069.15 | 264,353,746,690.92 | 4,378,527,830,760.07 |



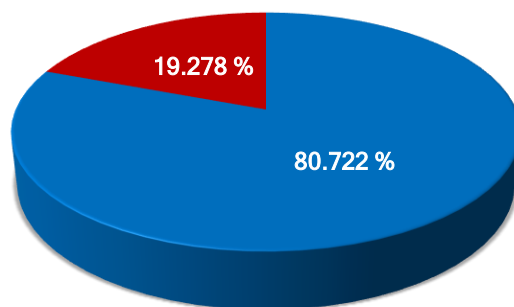
Holdings in CDS as of 30th September 2022

| Holdings | Equity | Corporate Debt | Total |
|----------|-----------------|----------------|-----------------|
| Domestic | 120,017,843,182 | 2,678,697,573 | 122,696,540,755 |
| Foreign | 29,298,727,337 | 4,096,713 | 29,302,824,050 |

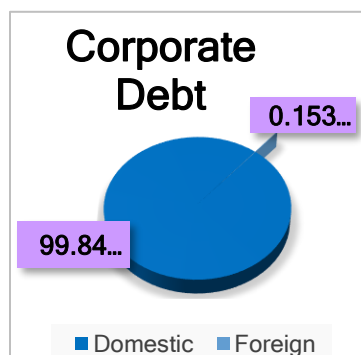
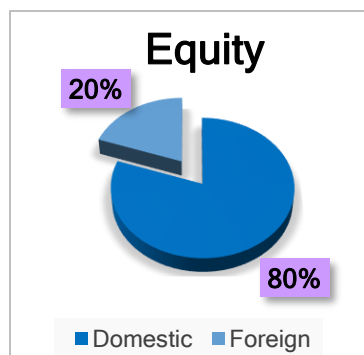
| Market Value | Equity | Corporate Debt | Total |
|--------------|----------------------|--------------------|----------------------|
| Domestic | 3,053,015,981,900.25 | 263,925,616,600.37 | 3,316,941,598,500.62 |
| Foreign | 1,061,158,102,168.90 | 428,130,090.55 | 1,061,586,232,259.45 |

| | Quantity | Market Value (LKR) |
|------------|-----------------|----------------------|
| Equity | 149,316,570,519 | 4,114,174,084,069.15 |
| Debentures | 2,682,794,286 | 264,353,746,690.92 |

Percentage of Security Types in Custody as at 30th September 2022



- Domestic (Equity & Corporate Debt) - 80.722%
- Foreign (Equity & Corporate Debt) - 19.278%



De-Mat Percentages of Securities

| | |
|--------------------------------------|-------|
| DE-MAT PERCENTAGE FOR EQUITY | 97.3% |
| DE-MAT PERCENTAGE FOR CORPORATE DEBT | 100% |

| Corporate Actions and New Listings Completed in September 2022 | | |
|---|---|------------------------|
| Rights Issues | Nation Lanka Finance PLC – Provisional rights allotment | CSF.R0000 |
| | Abans Finance PLC – Provisional rights allotment | AFSL.R0000 |
| | Pegasus Hotels of Ceylon PLC – Final upload | PEG.N0000 |
| | Hotel Sigiriya PLC – Final upload | HSIG.N0000 |
| | Dolphin Hotels PLC – Final upload | STAF.N0000 |
| Capitalization of Reserves | Exterminators PLC | EXT.N0000 |
| Scrip Dividend | Colombo Fort Investment PLC | CFI.N0000 |
| | Colombo Investment Trust PLC | CIT.N0000 |
| | Shaw Wallace Investments PLC | KZOO.N0000 |
| | Peoples’s Leasing & Finance PLC | PLC.N0000 |
| | Renuka Holdings PLC – Voting & Non-Voting | RHL.N0000 RHL.X0000 |
| | Resus Energy PLC | HPWR.N0000 |