



Central Depository Systems (Pvt) Limited

Convenient | Dedicated | Secure

CDS INFOLINE

December 2022

**Operational Highlights of
Central Depository Systems (Pvt) Ltd
of Sri Lanka (CDS)**
(A fully owned subsidiary of Colombo Stock Exchange)

Phone: +94 11 2 356 456

Fax: +94 11 2 440 396

Email: [cgs@cse.lk](mailto:cds@cse.lk)

Website: www.cds.lk

DECEMBER 2022

AT A GLANCE

Highlights

- **1,089 new CDS Accounts opened in November 2022**



**TOTAL VALUE OF
SECURITIES HELD IN CDS**
LKR 3,918,346,172,178.66

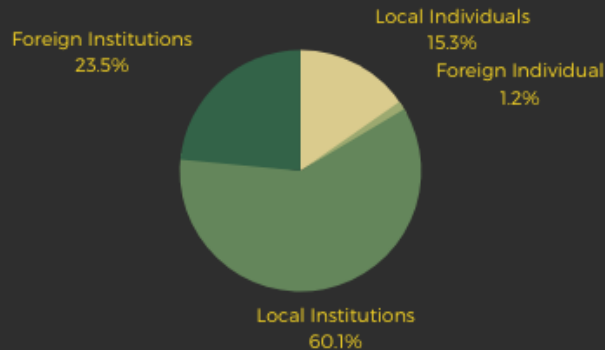


**TOTAL NUMBER OF
SHARES HELD IN CDS**
151,516,447,719

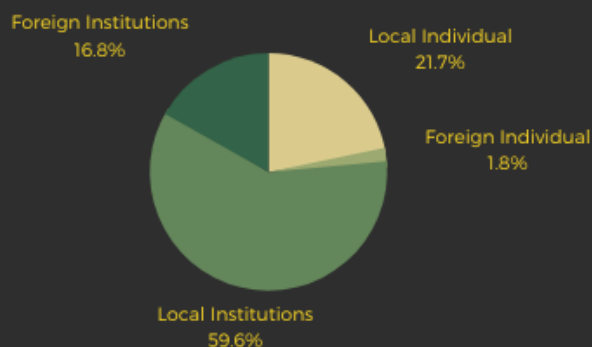


**NUMBER OF CDS
ACCOUNTS BY
INVESTOR CATEGORY**

VALUE OF SECURITIES BY INVESTOR CATEGORY



NUMBER OF SECURITIES BY INVESTOR CATEGORY



**1,089 NEW CDS
ACCOUNTS**



4,653 DEPOSITS



**2,431 INTER/INTRA
SECURITIES
TRANSFERS**



**1,631 E-SERVICE
SUBSCRIPTIONS**

Operational Highlights

Major Operations	Dec-22	Nov-22	Oct-22	Sep-22	Aug-22	Jul-22	Dec-21
New Accounts (No.)	1,089	1,464	1,305	1,711	1,621	829	5,559
Deposits (No.)	*4,653	16,603	338	29,961	4,614	4,436	43,387
Withdrawals (No.)	0	0	0	0	0	1	1
Transfers (No.)	2,431	2,864	1,600	1,754	1,680	1,174	2,659
Trades (No.) - Equity	347,490	338,209	426,457	763,750	717,297	276,457	1,103,653
Trades (No.)-Closed End Funds	0	0	0	0	0	0	0
Market Days (No.)	20	21	19	22	22	20	23
Listed Companies (No.)	290	292	292	294	294	294	296
Participants (No.)	45	45	45	45	45	45	44

*Deposits in December 2022 include 4,509 direct deposits made due to Subdivisions, Right Issues, Initial public Offers and Capitalization of Reserves.

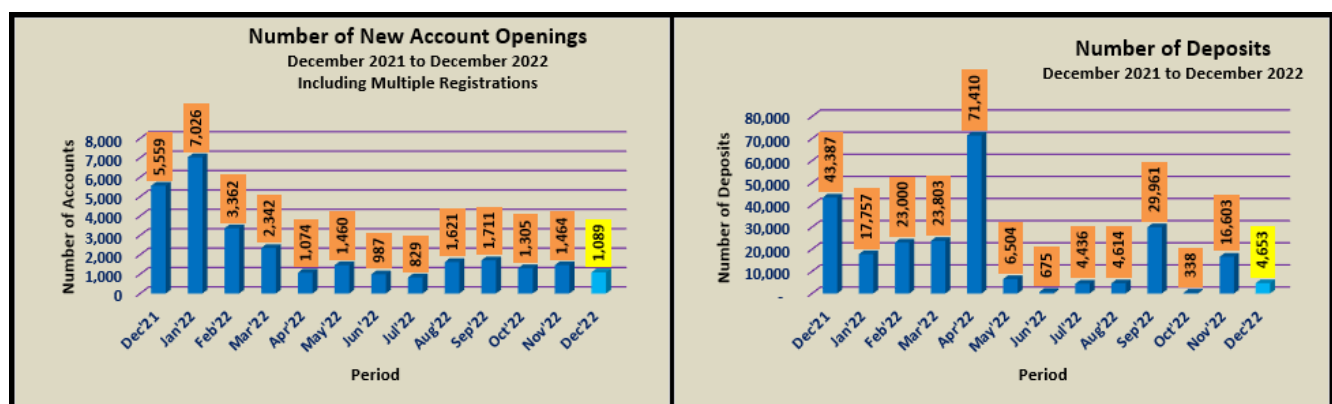
e-Services Enrollment	As of 31 st Dec 2022	December 2022	As of 30 th Nov 2022
SMS	62,647	786	61,861
e-Statements	99,816	845	98,971

Comparative analysis on monthly basis as a percentage (%) compared to previous month

	Dec 22	Nov 22	Oct 22	Sept 22	August 22
New Accounts (No.)	-25.61	12.18	-23.73	5.55	95.54
Deposits (No.)	-71.97	4,812.13	-98.87	549.35	4.01
Trades (No.) - Equity	2.74	-20.69	-44.16	6.48	159.46

Annual Comparison

	CUMALATIVE	
	JAN - DEC	
	2022	2021
New Accounts (No.)	24,270	37,405
Deposits (No.)	203,754	329,442
Withdrawals (No.)	0	5
Transfers (No.)	26,823	29,437
Trades (No.) - Equity	6,057,233	8,131,508
Trades (No.)-Closed End Funds	0	0



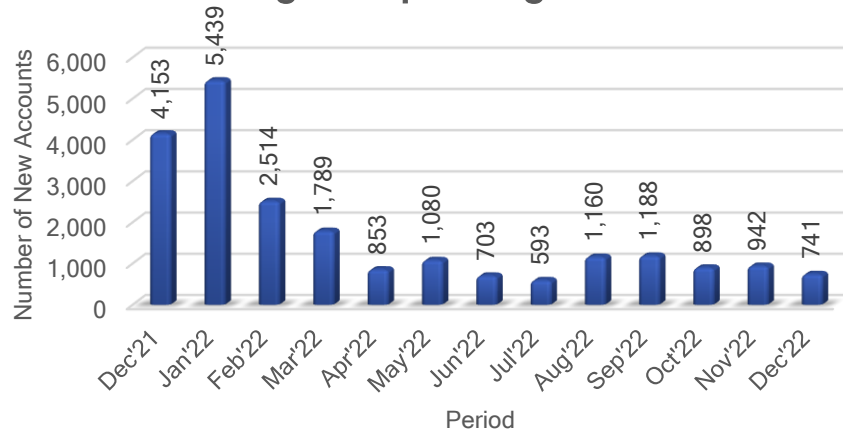
Number of CDS Accounts by Investor Category

	Dec-22	Nov-22	Oct-22	Sep-22	Aug-22	Jul-22	Dec-21
Local Individuals (No.)	669,790	669,080	668,193	667,318	666,164	665,052	652,645
Foreign Individuals (No.)	4,967	4,965	4,959	4,958	4,952	4,943	4,895
Local Companies (No.)	12,757	12,726	12,671	12,648	12,614	12,566	12,002
Foreign Companies (No.)	5,843	5,836	5,832	5,827	5,825	5,812	5,767
Total Excluding Multiple Registrations	693,357	692,607	691,655	690,751	689,555	688,373	675,309
Total De-Mat Accounts Including Multiple Registrations	914,325	913,236	911,772	910,467	908,756	907,135	890,055

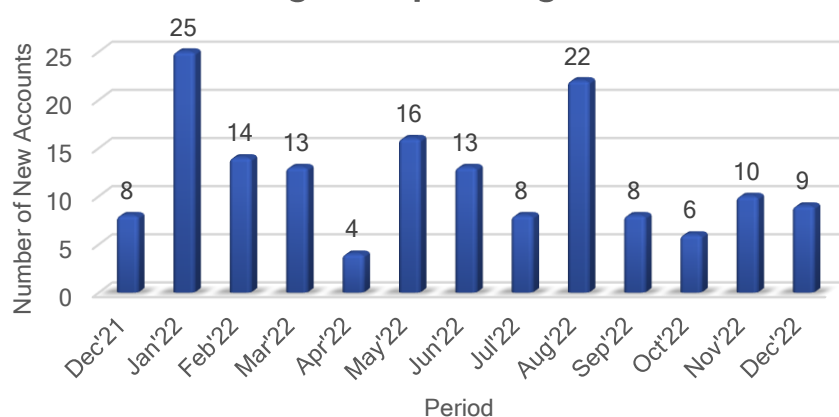
De-Mat Account Categories as a Percentage against Total Registrations Excluding Multiple Registrations (%)

	Dec-22	Nov-22	Oct-22	Sep-22	Aug-22	Jul-22	Dec-21
Local Individuals (No.)	96.60	96.60	96.61	96.61	96.61	96.61	96.64
Foreign Individuals (No.)	0.72	0.72	0.72	0.72	0.72	0.72	0.72
Local Companies (No.)	1.84	1.84	1.83	1.83	1.83	1.83	1.78
Foreign Companies (No.)	0.84	0.84	0.84	0.84	0.84	0.84	0.85
Total Excluding Multiple Registrations	100.00	100.00	100.00	100.00	100.00	100.00	100.00

Number of New Accounts - Local December 2021 to December 2022 Excluding Multiple Registrations



Number of New Accounts - Foreign December 2021 to December 2022 Excluding Multiple Registrations



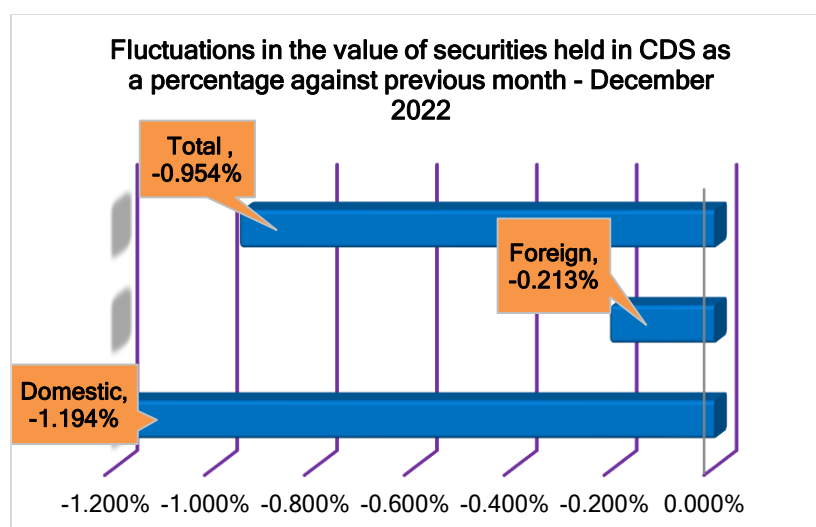
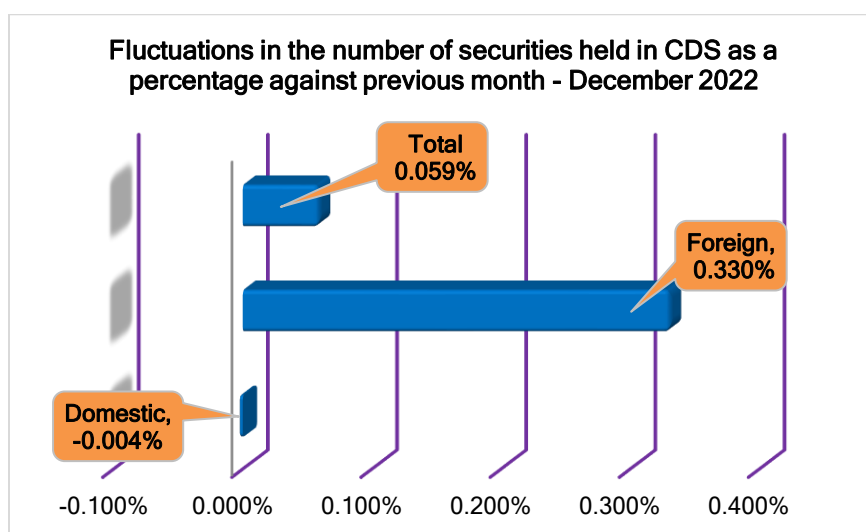
Value & Quantity of the Securities held in the CDS

Securities Held in Custody (Nos.)	Dec-22	Nov-22	Oct-22	Sep-22	Dec-21
Domestic	123,195,465,767	123,199,895,960	122,760,011,614	122,696,540,755	109,546,352,370
Foreign	28,320,981,952	28,227,751,233	28,101,659,477	29,302,824,050	26,873,376,396
Total	151,516,447,719	151,427,647,193	150,861,671,091	151,999,364,805	136,419,728,766

Comparative Analysis on Fluctuations (Change)	Dec-22	Nov-22	Oct-22
Domestic	-0.004%	0.358%	0.052%
Foreign	0.330%	0.449%	-4.099%
Total	0.059%	0.375%	-0.748%

Securities Held in Custody (Rs.)	Dec-22	Nov-22	Oct-22	Sep-22	Dec-21
Domestic	2,953,404,407,503	2,989,087,903,333	2,955,568,546,017	3,316,941,598,501	4,215,832,232,470
Foreign	964,941,764,676	966,999,973,431	889,492,657,679	1,061,586,232,259	1,287,425,965,920
Total	3,918,346,172,179	3,956,087,876,763	3,845,061,203,697	4,378,527,830,760	5,503,258,198,390

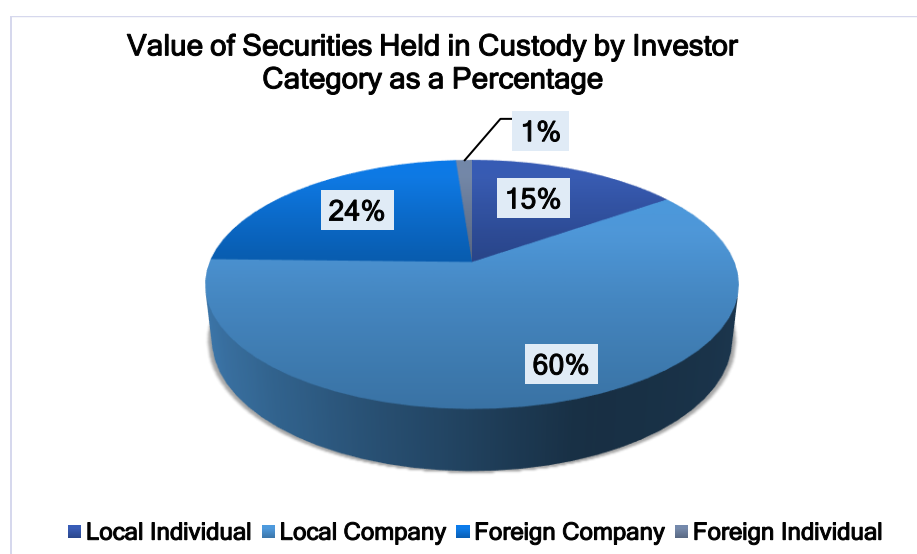
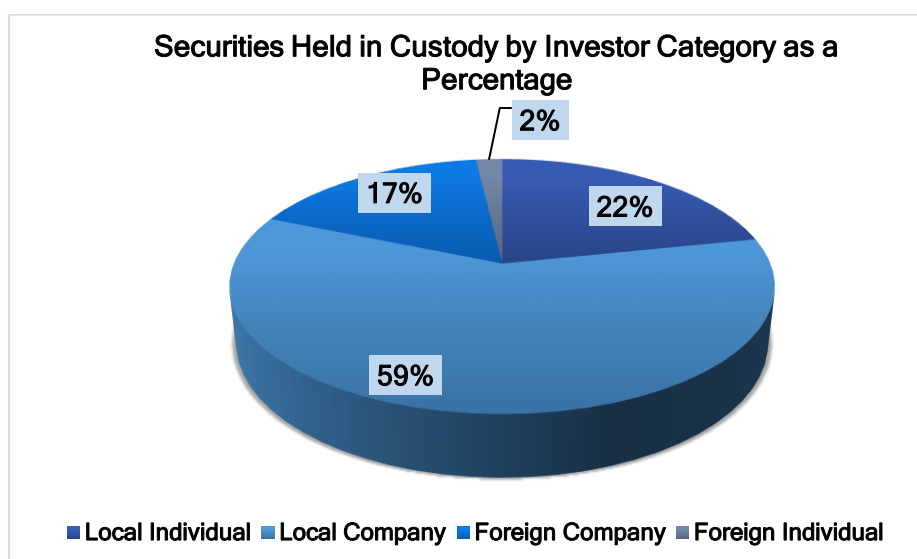
Comparative Analysis on Fluctuations (Change)	Dec-22	Nov-22	Oct-22
Domestic	-1.194%	1.134%	-10.895%
Foreign	-0.213%	8.714%	-16.211%
Total	-0.954%	2.888%	-12.184%



Value & Quantity of the Securities held in the CDS by Investor Category December 2022

Investor Category	Equity Holding	Corporate Debt Holding	Total Holding
Local Individual	32,704,384,021	227,289,159	32,931,673,180
Local Company	87,833,848,873	2,429,943,714	90,263,792,587
Foreign Company	25,520,427,525	100,000	25,520,527,525
Foreign Individual	2,796,467,714	3,986,713	2,800,454,427
Total	148,855,128,133	2,661,319,586	151,516,447,719

Investor Category	Equity Value	Corporate Debt Value	Total Value
Local Individual	576,695,476,236.65	22,545,657,000.35	599,241,133,237.00
Local Company	2,116,353,454,749.90	237,809,819,515.71	2,354,163,274,265.61
Foreign Company	919,538,426,277.65	10,000,000.00	919,548,426,277.65
Foreign Individual	44,976,208,307.85	417,130,090.55	45,393,338,398.40
Total	3,657,563,565,572.05	260,782,606,606.61	3,918,346,172,178.66



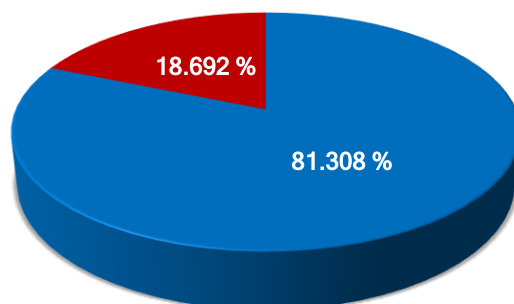
Holdings in CDS as of 31st December 2022

Holdings	Equity	Corporate Debt	Total
Domestic	120,538,232,894	2,657,232,873	123,195,465,767
Foreign	28,316,895,239	4,086,713	28,320,981,952

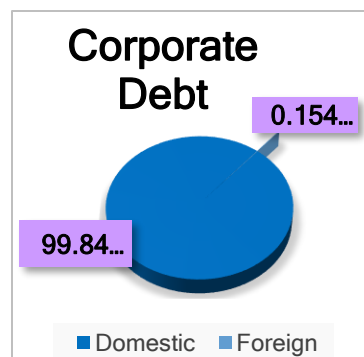
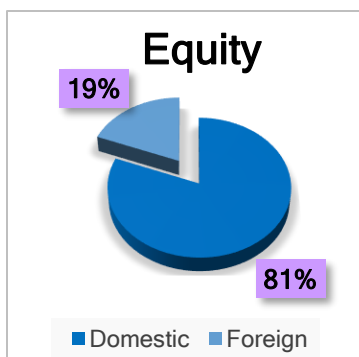
Market Value	Equity	Corporate Debt	Total
Domestic	2,693,048,930,986.55	260,355,476,516.06	2,953,404,407,502.61
Foreign	964,514,634,585.50	427,130,090.55	964,941,764,676.05

	Quantity	Market Value (LKR)
Equity	148,855,128,133	3,657,563,565,572.05
Debentures	2,661,319,586	260,782,606,606.61

Percentage of Security Types in Custody as at 31st December 2022



- Domestic (Equity & Corporate Debt) - 81.308%
- Foreign (Equity & Corporate Debt) - 18.692%



De-Mat Percentages of Securities

DE-MAT PERCENTAGE FOR EQUITY	97.3%
DE-MAT PERCENTAGE FOR CORPORATE DEBT	100%

Corporate Actions and New Listings Completed in December 2022

Rights Issues	Softlogic Finance PLC – Final Upload	CRL.N0000
	Jetwing Symphony PLC – Provisional allotment of rights	JETS.R0000
	Serendib Hotels PLC – Final Upload	SHOT.N0000 SHOT.X0000
Debt IPO	Commercial Bank of Ceylon PLC	COMB.D0538 COMB.D0539 COMB.D0540
Capitalization of Reserves	Bairaha Farms PLC	BFL.N0000