



Central Depository Systems (Pvt) Limited

Convenient | Dedicated | Secure

# CDS INFOLINE

---

## November 2022

**Operational Highlights of  
Central Depository Systems (Pvt) Ltd  
of Sri Lanka (CDS)**  
(A fully owned subsidiary of Colombo Stock Exchange)

Phone: +94 11 2 356 456

Fax: +94 11 2 440 396

Email: [cds@cse.lk](mailto:cds@cse.lk)

Website: [www.cds.lk](http://www.cds.lk)

# NOVEMBER 2022

AT A GLANCE

## Highlights

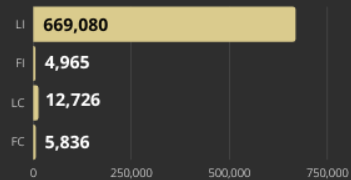
- 1,464 new CDS Accounts opened in November 2022
- Onboarded Alpha Fire Services PLC as a Client for Registrar Services



TOTAL VALUE OF SECURITIES HELD IN CDS  
LKR 3,956,087,876,763.36

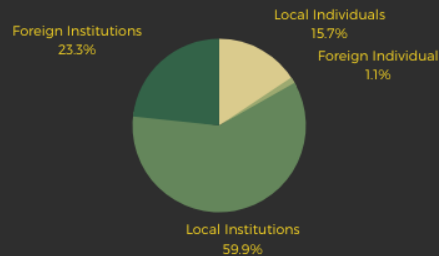


TOTAL NUMBER OF SHARES HELD IN CDS  
151,427,647,193

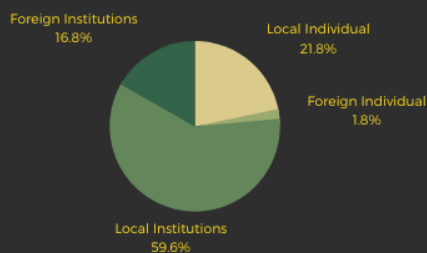


NUMBER OF CDS ACCOUNTS BY INVESTOR CATEGORY

### VALUE OF SECURITIES BY INVESTOR CATEGORY



### NUMBER OF SECURITIES BY INVESTOR CATEGORY



1,464 NEW CDS ACCOUNTS



16,603 DEPOSITS



2,864 INTER/INTRA SECURITIES TRANSFERS



2,023 E-SERVICE SUBSCRIPTIONS

## Operational Highlights

Major Operations	Nov-22	Oct-22	Sep-22	Aug-22	Jul-22	Jun-22	Nov-21
New Accounts (No.)	1,464	1,305	1,711	1,621	829	987	4,262
Deposits (No.)	*16,603	338	29,961	4,614	4,436	675	12,159
Withdrawals (No.)	0	0	0	0	1	0	0
Transfers (No.)	2,864	1,600	1,754	1,680	1,174	1,687	2,406
Trades (No.) - Equity	338,209	426,457	763,750	717,297	276,457	266,294	1,091,782
Trades (No.)-Closed End Funds	0	0	0	0	0	0	0
Market Days (No.)	21	19	22	22	20	21	20
Listed Companies (No.)	292	292	294	294	294	295	290
Participants (No.)	45	45	45	45	45	45	44

\*Deposits in November 2022 include 16,387 direct deposits made due to Subdivisions, Right Issues, Initial public Offers and Capitalization of Reserves.

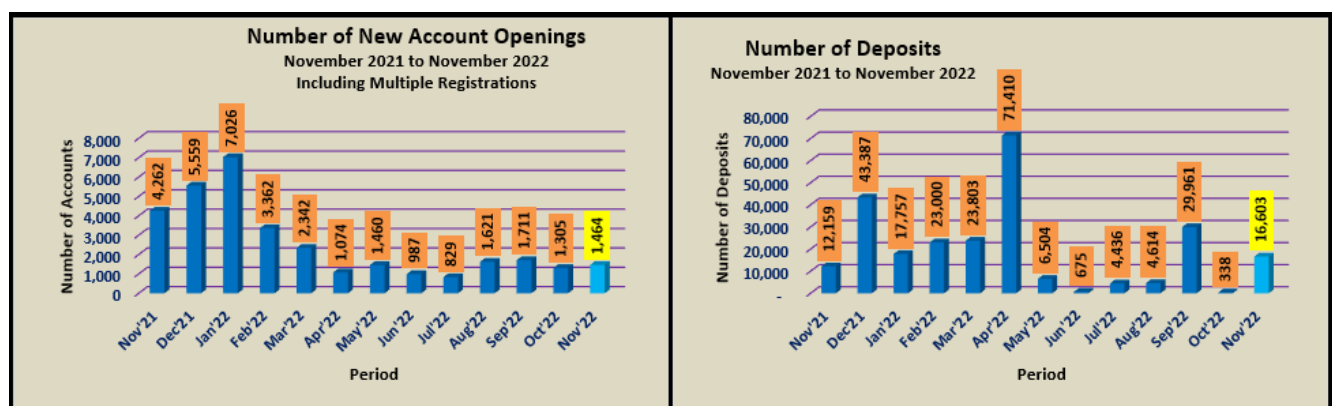
e-Services Enrollment	As of 30 <sup>th</sup> Nov 2022	November 2022	As of 31 <sup>st</sup> Oct 2022
SMS	61,861	975	60,886
e-Statements	98,971	1,048	97,923

Comparative analysis on monthly basis as a percentage (%) compared to previous month

	Nov 22	Oct 22	Sept 22	August 22	July 22
New Accounts (No.)	12.18	-23.73	5.55	95.54	-16.01
Deposits (No.)	4,812.13	-98.87	549.35	4.01	557.19
Trades (No.) - Equity	-20.69	-44.16	6.48	159.46	3.82

## Annual Comparison

	CUMULATIVE JAN - NOV	
	2022	2021
New Accounts (No.)	23,181	31,846
Deposits (No.)	199,101	286,055
Withdrawals (No.)	0	4
Transfers (No.)	24,392	26,778
Trades (No.) - Equity	5,709,743	7,027,855
Trades (No.)-Closed End Funds	0	0

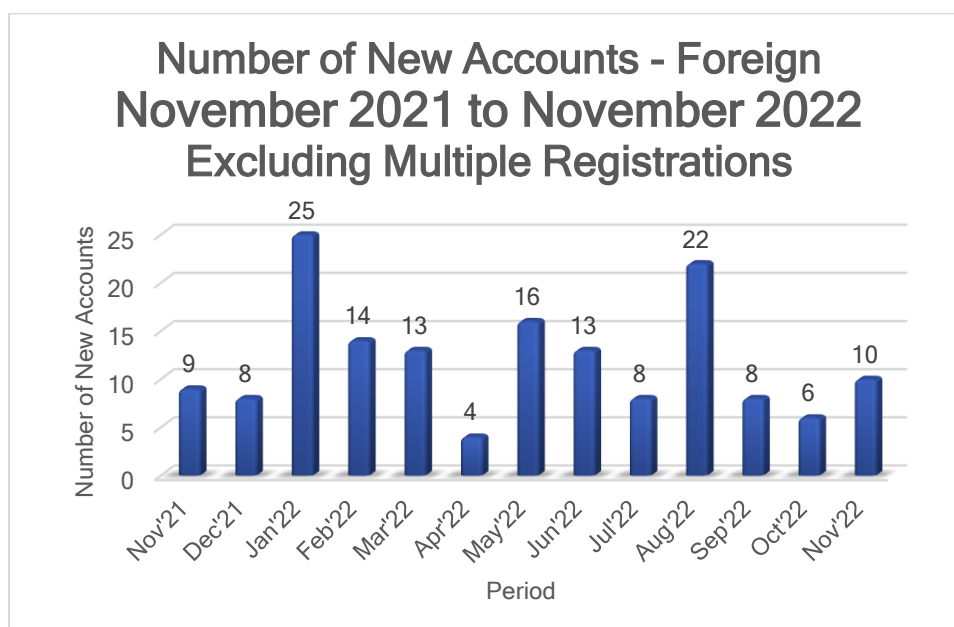
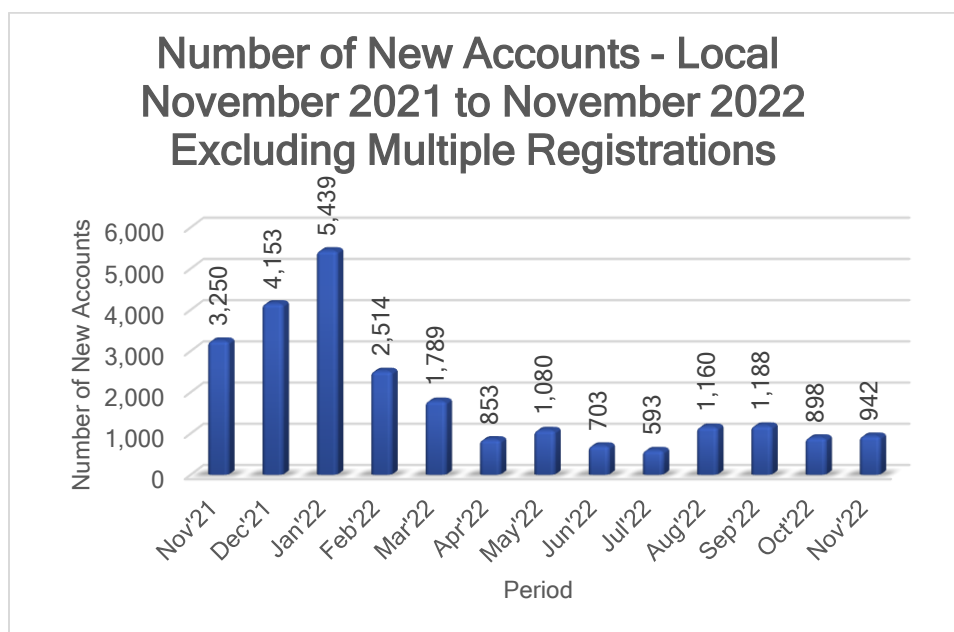


### Number of CDS Accounts by Investor Category

	Nov-22	Oct-22	Sep-22	Aug-22	Jul-22	Jun-22	Nov-21
Local Individuals (No.)	669,080	668,193	667,318	666,164	665,052	664,473	648,658
Foreign Individuals (No.)	4,965	4,959	4,958	4,952	4,943	4,938	4,894
Local Companies (No.)	12,726	12,671	12,648	12,614	12,566	12,552	11,836
Foreign Companies (No.)	5,836	5,832	5,827	5,825	5,812	5,809	5,760
<b>Total Excluding Multiple Registrations</b>	<b>692,607</b>	<b>691,655</b>	<b>690,751</b>	<b>689,555</b>	<b>688,373</b>	<b>687,772</b>	<b>671,148</b>
<b>Total De-Mat Accounts Including Multiple Registrations</b>	<b>913,236</b>	<b>911,772</b>	<b>910,467</b>	<b>908,756</b>	<b>907,135</b>	<b>906,306</b>	<b>884,496</b>

De-Mat Account Categories as a Percentage against Total Registrations Excluding Multiple Registrations (%)

	Nov-22	Oct-22	Sep-22	Aug-22	Jul-22	Jun-22	Nov-21
Local Individuals (No.)	96.60	96.61	96.61	96.61	96.61	96.61	96.65
Foreign Individuals (No.)	0.72	0.72	0.72	0.72	0.72	0.72	0.73
Local Companies (No.)	1.84	1.83	1.83	1.83	1.83	1.83	1.75
Foreign Companies (No.)	0.84	0.84	0.84	0.84	0.84	0.84	0.86
<b>Total Excluding Multiple Registrations</b>	<b>100.00</b>	<b>100.00</b>	<b>100.00</b>	<b>100.00</b>	<b>100.00</b>	<b>100.00</b>	<b>100.00</b>



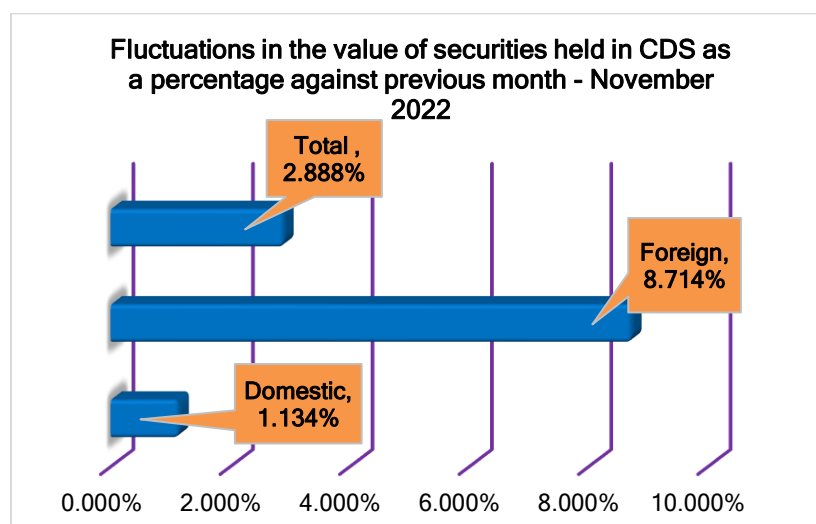
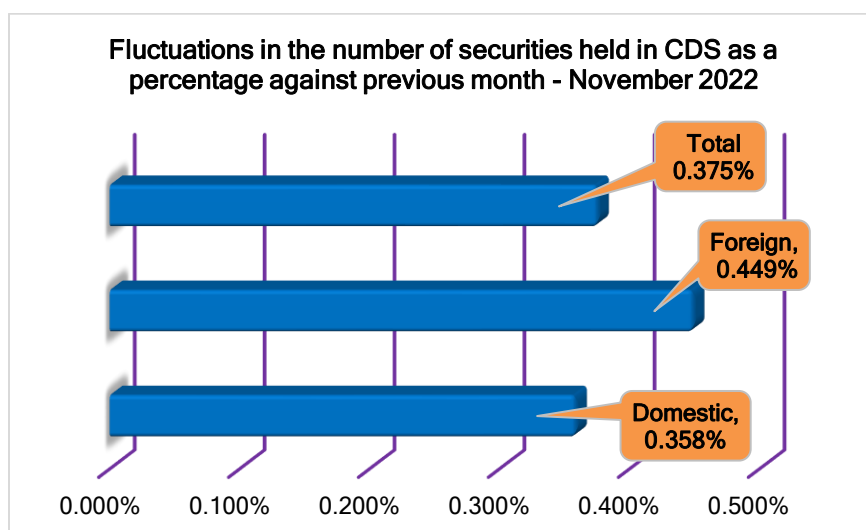
### Value & Quantity of the Securities held in the CDS

Securities Held in Custody (Nos.)	Nov-22	Oct-22	Sep-22	Aug-22	Nov-21
Domestic	123,199,895,960	122,760,011,614	122,696,540,755	121,149,034,363	107,496,650,308
Foreign	28,227,751,233	28,101,659,477	29,302,824,050	27,805,893,479	26,626,262,894
<b>Total</b>	<b>151,427,647,193</b>	<b>150,861,671,091</b>	<b>151,999,364,805</b>	<b>148,954,927,842</b>	<b>134,122,913,202</b>

Comparative Analysis on Fluctuations (Change)	Nov-22	Oct-22	Sep-22
Domestic	0.358%	0.052%	1.277%
Foreign	0.449%	-4.099%	5.384%
<b>Total</b>	<b>0.375%</b>	<b>-0.748%</b>	<b>2.044%</b>

Securities Held in Custody (Rs.)	Nov-22	Oct-22	Sep-22	Aug-22	Nov-21
Domestic	2,989,087,903,333	2,955,568,546,017	3,316,941,598,501	3,056,031,897,500	4,035,100,904,931
Foreign	966,999,973,431	889,492,657,679	1,061,586,232,259	973,470,655,734	1,107,948,204,936
<b>Total</b>	<b>3,956,087,876,763</b>	<b>3,845,061,203,697</b>	<b>4,378,527,830,760</b>	<b>4,029,502,553,235</b>	<b>5,143,049,109,867</b>

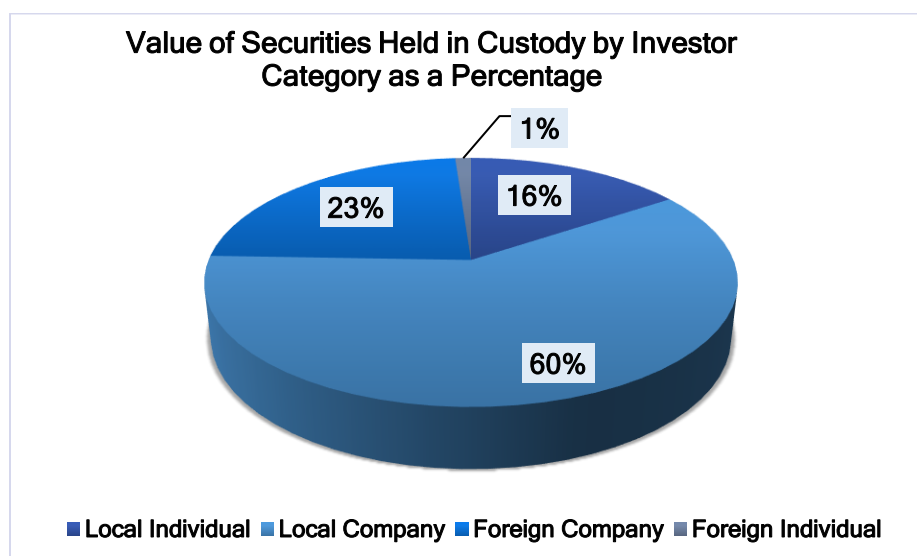
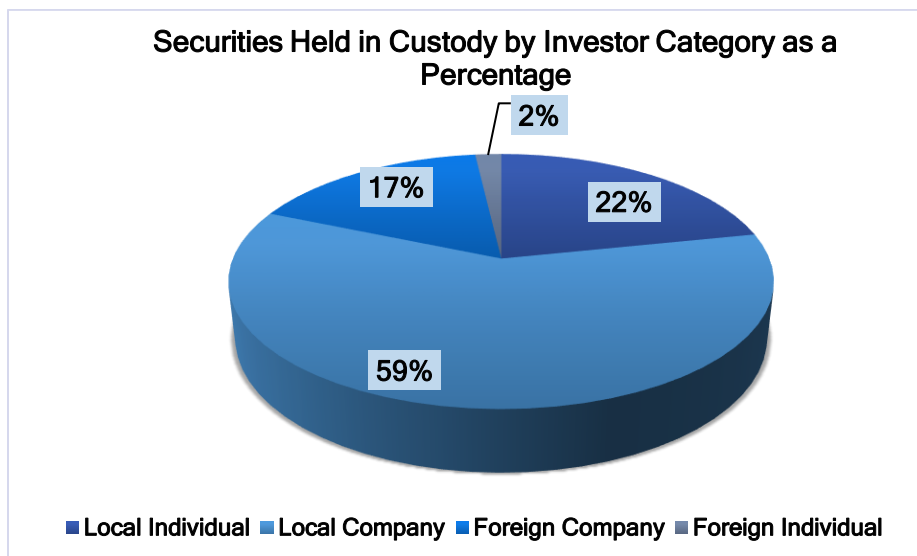
Comparative Analysis on Fluctuations (Change)	Nov-22	Oct-22	Sep-22
Domestic	1.134%	-10.895%	8.538%
Foreign	8.714%	-16.211%	9.052%
<b>Total</b>	<b>2.888%</b>	<b>-12.184%</b>	<b>8.662%</b>



### Value & Quantity of the Securities held in the CDS by Investor Category November 2022

Investor Category	Equity Holding	Corporate Debt Holding	Total Holding
Local Individual	32,717,781,031	227,210,659	32,944,991,690
Local Company	87,824,960,556	2,429,943,714	90,254,904,270
Foreign Company	25,447,954,882	100,000	25,448,054,882
Foreign Individual	2,775,709,638	3,986,713	2,779,696,351
<b>Total</b>	<b>148,766,406,107</b>	<b>2,661,241,086</b>	<b>151,427,647,193</b>

Investor Category	Equity Value	Corporate Debt Value	Total Value
Local Individual	596,781,160,709.60	22,537,902,340.25	619,319,063,049.85
Local Company	2,131,959,020,767.20	237,809,819,515.71	2,369,768,840,282.91
Foreign Company	921,995,738,010.10	10,000,000.00	922,005,738,010.10
Foreign Individual	44,577,105,329.95	417,130,090.55	44,994,235,420.50
<b>Total</b>	<b>3,695,313,024,816.85</b>	<b>260,774,851,946.51</b>	<b>3,956,087,876,763.36</b>

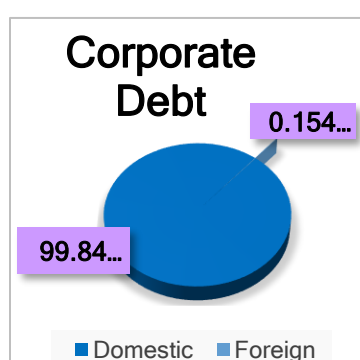
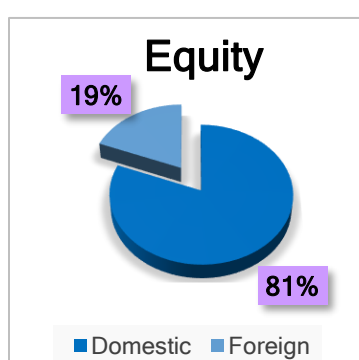
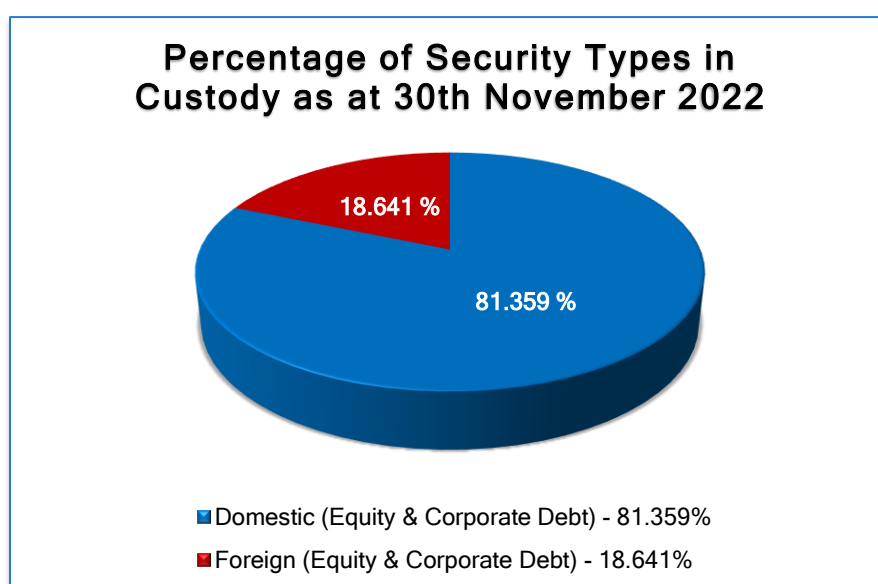


### Holdings in CDS as of 30<sup>th</sup> November 2022

Holdings	Equity	Corporate Debt	Total
Domestic	120,542,741,587	2,657,154,373	123,199,895,960
Foreign	28,223,664,520	4,086,713	28,227,751,233

Market Value	Equity	Corporate Debt	Total
Domestic	2,728,740,181,476.80	260,347,721,855.96	2,989,087,903,332.76
Foreign	966,572,843,340.05	427,130,090.55	966,999,973,430.60

	Quantity	Market Value (LKR)
Equity	148,766,406,107	3,695,313,024,816.85
Debentures	2,661,241,086	260,774,851,946.51



#### De-Mat Percentages of Securities

DE-MAT PERCENTAGE FOR EQUITY	97.3%
DE-MAT PERCENTAGE FOR CORPORATE DEBT	100%

**Corporate Actions and New Listings Completed in November 2022**

<b>Rights Issues</b>	Serendib Hotels PLC	SHOT.R0000
		SHOT.R0001
<b>Provisional Allotment of Shares</b>	Softlogic Finance PLC	CRL.R0000
	Balangoda Plantations PLC	BALA.R0000
<b>Scrip Dividend</b>	Amana Bank PLC	ABL.N0000
<b>Debt IPO</b>	Merchant Bank of Sri Lanka & Finance PLC	MBSL.D0535
		MBSL.D0536
		MBSL.D0537