



Central Depository Systems (Pvt) Limited

Convenient | Dedicated | Secure

CDS INFOLINE

October 2022

**Operational Highlights of
Central Depository Systems (Pvt) Ltd
of Sri Lanka (CDS)**
(A fully owned subsidiary of Colombo Stock Exchange)

Phone: +94 11 2 356 456

Fax: +94 11 2 440 396

Email: [cgs@cse.lk](mailto:cds@cse.lk)

Website: www.cds.lk

OCTOBER 2022

AT A GLANCE

Highlights

- **1,711 new CDS Accounts opened in August 2022**
- **Onboarded Balangoda Plantations PLC & Madulsima Plantations PLC as Clients for Registrar Services**



**TOTAL VALUE OF
SECURITIES HELD IN CDS**
LKR 3,845,061,203,696.67

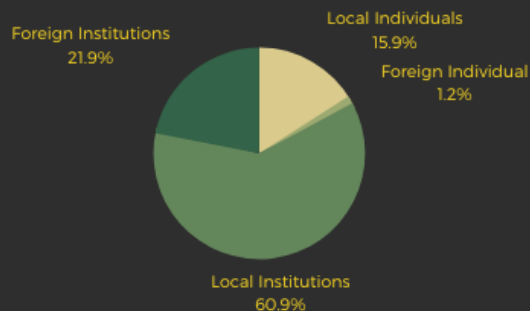


**TOTAL NUMBER OF
SHARES HELD IN CDS**
150,861,671,091

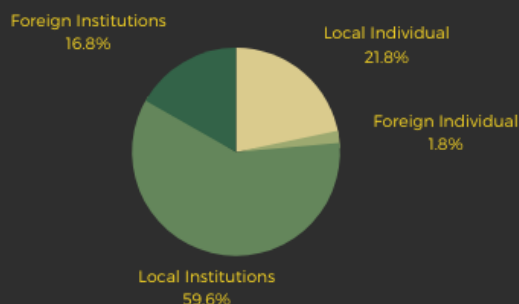


**NUMBER OF CDS
ACCOUNTS BY
INVESTOR CATEGORY**

VALUE OF SECURITIES BY INVESTOR CATEGORY



NUMBER OF SECURITIES BY INVESTOR CATEGORY



**1,305 NEW CDS
ACCOUNTS**



338 DEPOSITS



**1,600 INTER/INTRA
SECURITIES
TRANSFERS**



**1,994 E-SERVICE
SUBSCRIPTIONS**

Operational Highlights

Major Operations	Oct-22	Sep-22	Aug-22	Jul-22	Jun-22	May-22	Oct-21
New Accounts (No.)	1,305	1,711	1,621	829	987	1,460	3,105
Deposits (No.)	*338	29,961	4,614	4,436	675	6,504	7,563
Withdrawals (No.)	0	0	0	1	0	0	1
Transfers (No.)	1,600	1,754	1,680	1,174	1,687	1,586	3,084
Trades (No.) - Equity	426,457	763,750	717,297	276,457	266,294	311,049	646,015
Trades (No.)-Closed End Funds	0	0	0	0	0	0	0
Market Days (No.)	19	22	22	20	21	17	19
Listed Companies (No.)	292	294	294	294	295	294	288
Participants (No.)	45	45	45	45	45	45	44

*Deposits in October 2022 include 44 direct deposits made due to Subdivisions, Right Issues, Initial public Offers and Capitalization of Reserves.

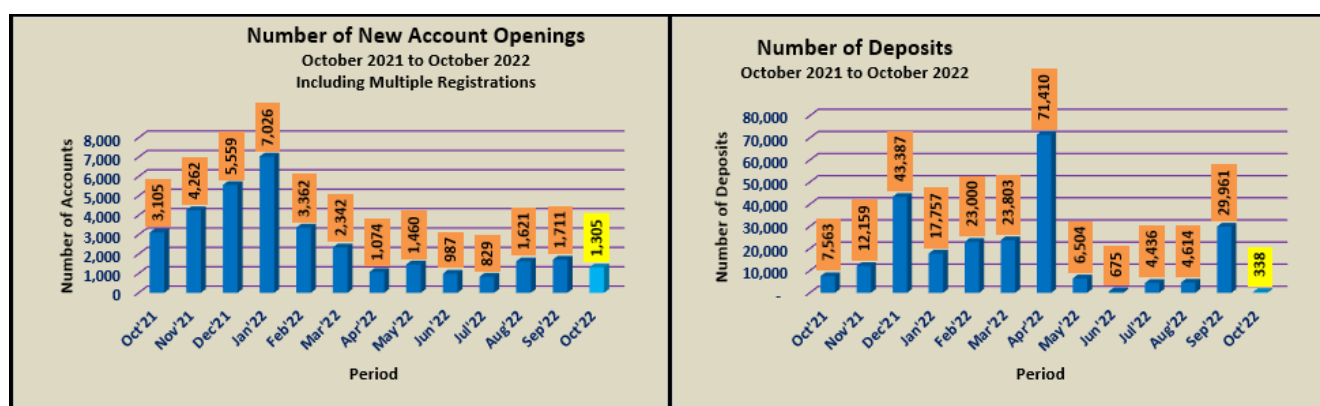
e-Services Enrollment	As of 31 st Oct 2022	October 2022	As of 30 th Sept 2022
SMS	60,886	975	59,911
e-Statements	97,923	1,019	96,904

Comparative analysis on monthly basis as a percentage (%) compared to previous month

	Oct 22	Sept 22	August 22	July 22	June 22
New Accounts (No.)	-23.73	5.55	95.54	-16.01	-32.40
Deposits (No.)	-98.87	549.35	4.01	557.19	-89.62
Trades (No.) - Equity	-44.16	6.48	159.46	3.82	-14.39

Annual Comparison

	CUMALATIVE JAN - OCT	
	2022	2021
New Accounts (No.)	21,717	27,584
Deposits (No.)	182,498	273,896
Withdrawals (No.)	0	4
Transfers (No.)	21,528	24,372
Trades (No.) - Equity	5,371,534	5,936,073
Trades (No.)-Closed End Funds	0	0



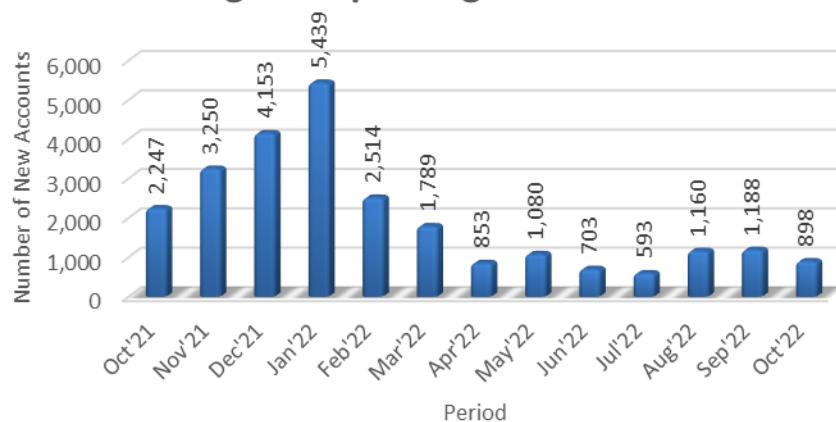
Number of CDS Accounts by Investor Category

	Oct-22	Sep-22	Aug-22	Jul-22	Jun-22	May-22	Oct-21
Local Individuals (No.)	668,193	667,318	666,164	665,052	664,473	663,810	645,529
Foreign Individuals (No.)	4,959	4,958	4,952	4,943	4,938	4,933	4,890
Local Companies (No.)	12,671	12,648	12,614	12,566	12,552	12,512	11,715
Foreign Companies (No.)	5,832	5,827	5,825	5,812	5,809	5,801	5,755
Total Excluding Multiple Registrations	691,655	690,751	689,555	688,373	687,772	687,056	667,889
Total De-Mat Accounts Including Multiple Registrations	911,772	910,467	908,756	907,135	906,306	905,319	880,234

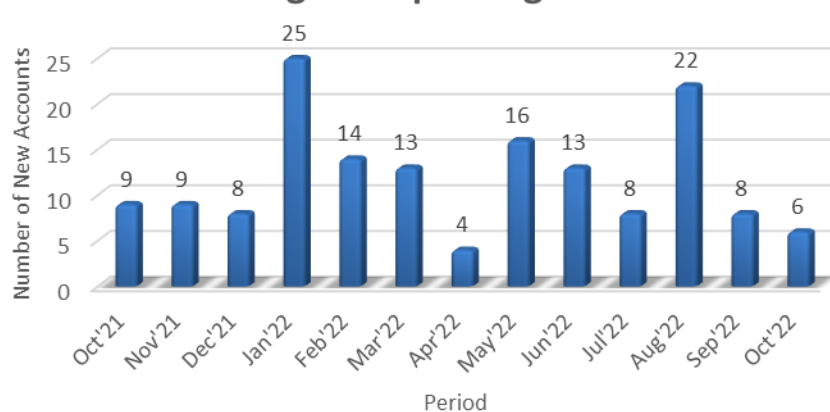
De-Mat Account Categories as a Percentage against Total Registrations Excluding Multiple Registrations (%)

	Oct-22	Sep-22	Aug-22	Jul-22	Jun-22	May-22	Oct-21
Local Individuals (No.)	96.61	96.61	96.61	96.61	96.61	96.62	96.65
Foreign Individuals (No.)	0.72	0.72	0.72	0.72	0.72	0.72	0.73
Local Companies (No.)	1.83	1.83	1.83	1.83	1.83	1.82	1.75
Foreign Companies (No.)	0.84	0.84	0.84	0.84	0.84	0.84	0.86
Total Excluding Multiple Registrations	100.00	100.00	100.00	100.00	100.00	100.00	100.00

Number of New Accounts - Local October 2021 to October 2022 Excluding Multiple Registrations



Number of New Accounts - Foreign October 2021 to October 2022 Excluding Multiple Registrations



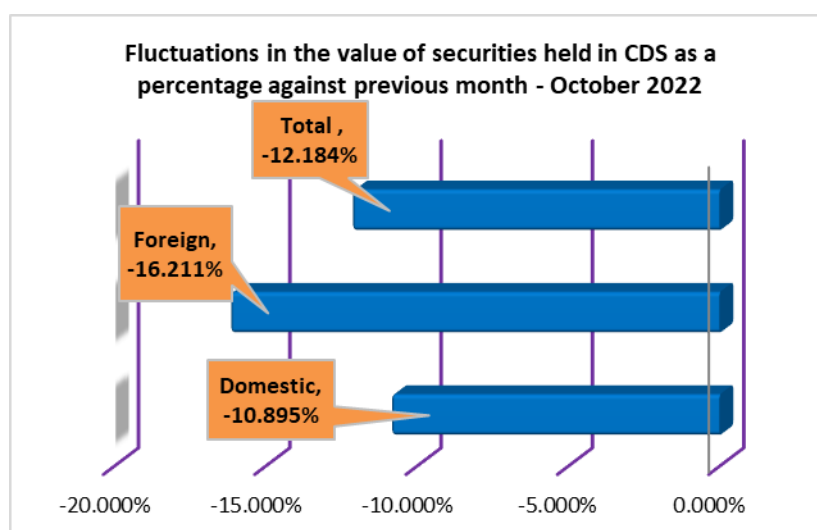
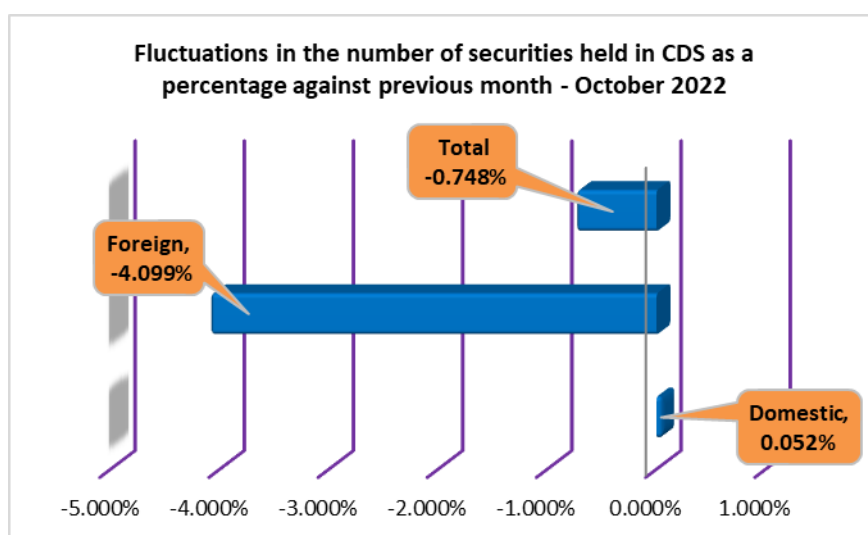
Value & Quantity of the Securities held in the CDS

Securities Held in Custody (Nos.)	Oct-22	Sep-22	Aug-22	Jul-22	Oct-21
Domestic	122,760,011,614	122,696,540,755	121,149,034,363	121,949,680,336	106,292,411,409
Foreign	28,101,659,477	29,302,824,050	27,805,893,479	27,822,499,656	26,728,019,684
Total	150,861,671,091	151,999,364,805	148,954,927,842	149,772,179,992	133,020,431,093

Comparative Analysis on Fluctuations (Change)	Oct-22	Sep-22	Aug-22
Domestic	0.052%	1.277%	-0.657%
Foreign	-4.099%	5.384%	-0.060%
Total	-0.748%	2.044%	-0.546%

Securities Held in Custody (Rs.)	Oct-22	Sep-22	Aug-22	Jul-22	Oct-21
Domestic	2,955,568,546,017	3,316,941,598,501	3,056,031,897,500	2,600,422,733,337	3,603,717,688,504
Foreign	889,492,657,679	1,061,586,232,259	973,470,655,734	818,830,551,649	968,304,233,072
Total	3,845,061,203,697	4,378,527,830,760	4,029,502,553,235	3,419,253,284,986	4,572,021,921,576

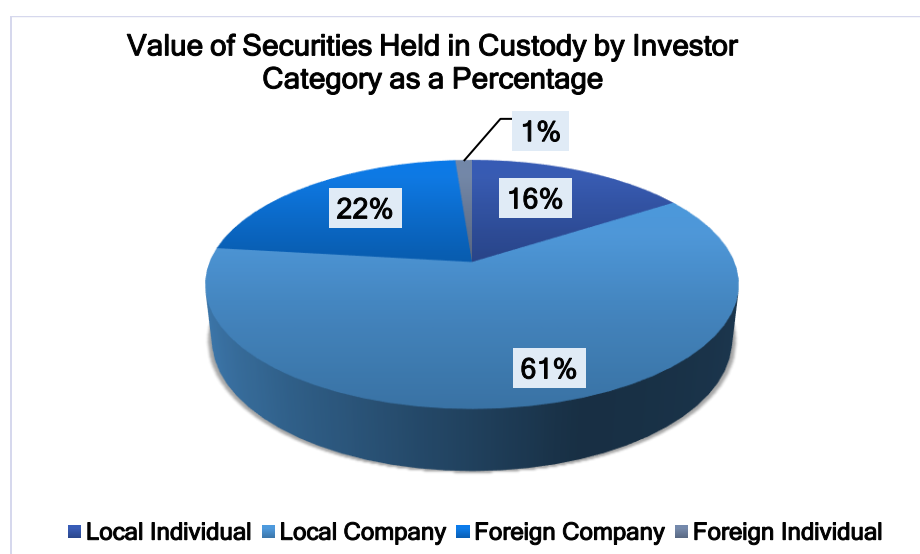
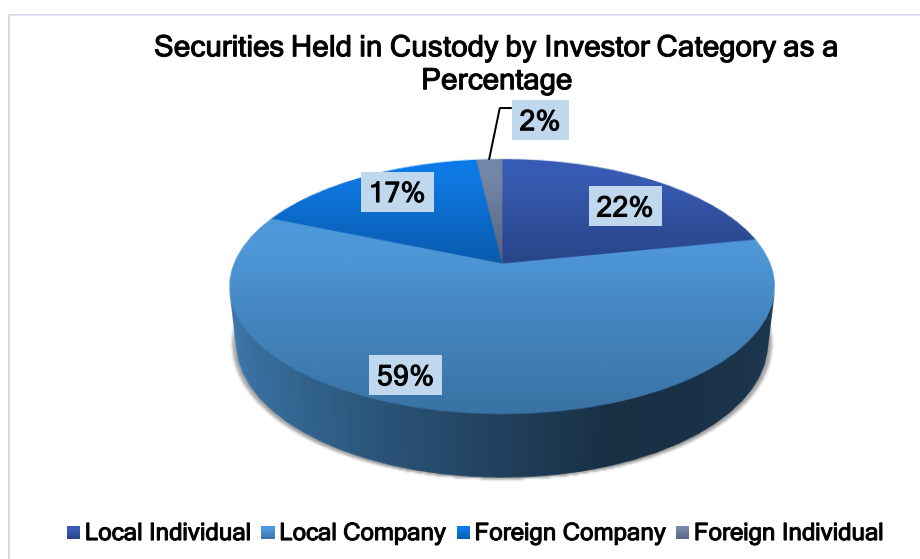
Comparative Analysis on Fluctuations (Change)	Oct-22	Sep-22	Aug-22
Domestic	-10.895%	8.538%	17.521%
Foreign	-16.211%	9.052%	18.885%
Total	-12.184%	8.662%	17.847%



Value & Quantity of the Securities held in the CDS by Investor Category October 2022

Investor Category	Equity Holding	Corporate Debt Holding	Total Holding
Local Individual	32,597,946,291	229,261,759	32,827,208,050
Local Company	87,483,367,750	2,449,435,814	89,932,803,564
Foreign Company	25,326,037,366	100,000	25,326,137,366
Foreign Individual	2,771,525,398	3,996,713	2,775,522,111
Total	148,178,876,805	2,682,794,286	150,861,671,091

Investor Category	Equity Value	Corporate Debt Value	Total Value
Local Individual	589,220,840,423.85	22,998,343,665.04	612,219,184,088.89
Local Company	2,102,422,088,993.00	240,927,272,935.33	2,343,349,361,928.33
Foreign Company	843,274,201,035.60	10,000,000.00	843,284,201,035.60
Foreign Individual	45,790,326,553.30	418,130,090.55	46,208,456,643.85
Total	3,580,707,457,005.75	264,353,746,690.92	3,845,061,203,696.67



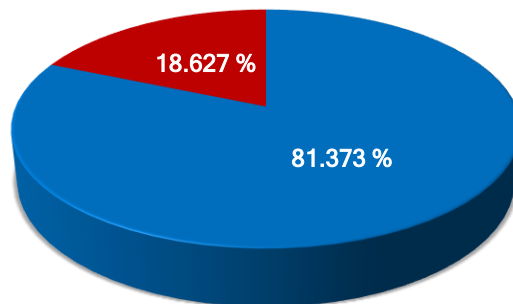
Holdings in CDS as of 31st October 2022

Holdings	Equity	Corporate Debt	Total
Domestic	120,081,314,041	2,678,697,573	122,760,011,614
Foreign	28,097,562,764	4,096,713	28,101,659,477

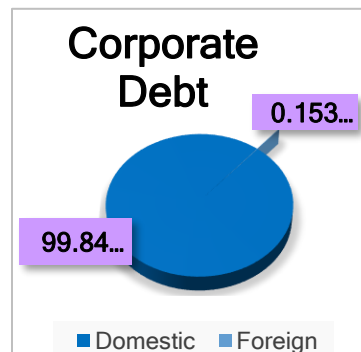
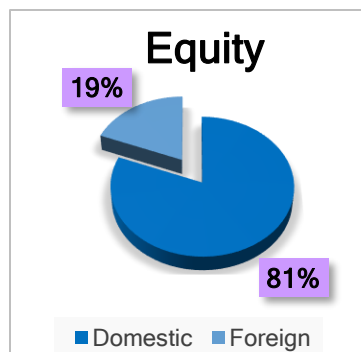
Market Value	Equity	Corporate Debt	Total
Domestic	2,691,642,929,416.85	263,925,616,600.37	2,955,568,546,017.22
Foreign	889,064,527,588.90	428,130,090.55	889,492,657,679.45

	Quantity	Market Value (LKR)
Equity	148,178,876,805	3,580,707,457,005.75
Debentures	2,682,794,286	264,353,746,690.92

Percentage of Security Types in Custody as at 31st October 2022



- Domestic (Equity & Corporate Debt) - 80.722%
- Foreign (Equity & Corporate Debt) - 19.278%



De-Mat Percentages of Securities

DE-MAT PERCENTAGE FOR EQUITY	97.3%
DE-MAT PERCENTAGE FOR CORPORATE DEBT	100%

Corporate Actions and New Listings Completed in October 2022

Rights Issues	Nation Lanka Finance PLC – Final Upload	CSF.N0000
	Abans Finance PLC – Final Upload	AFSL.N0000
	Softlogic Finance PLC – Provisional allotment upload	CRL.R0000