

CDS INFOLINE

August 2023



Central Depository Systems (Pvt) Limited

Convenient | Dedicated | Secure

Central Depository Systems (Pvt) Ltd of Sri Lanka (CDS)

(A fully owned subsidiary of Colombo Stock
Exchange)

Phone: +94 11 2 356 456

Fax: +94 11 2 440 396

Email: cdsinfo@cse.lk

Website: www.cds.lk

Operational Activities

Major Operations	Aug-23	Jul-23	Jun-23	May-23	Apr-23	Mar-23	Aug-22
New Accounts (No.)	1,848	1,835	1,249	1,061	956	1,417	1,621
Deposits (No.)	*5,185	11,262	336	20,895	69,003	18,059	4,614
Withdrawals (No.)	0	0	0	0	0	0	0
Transfers (No.)	2,923	2,120	1,879	1,197	1,317	2,061	1,680
Trades (No.) - Equity	515,259	538,908	250,576	205,899	198,068	404,090	717,297
Trades (No.)-Closed End Funds	0	0	0	0	0	0	0
Market Days (No.)	21	20	20	21	16	22	22
Listed Companies (No.)	290	289	289	289	289	289	294
Participants (No.)	46	46	46	46	46	46	45

*Deposits in August 2023 include 4,784 direct deposits made due to Subdivisions, Right Issues, Initial public Offers and Capitalization of Reserves.

e-Services Enrollment	As of 31 st Aug, 2023	Aug 2023	As of 31 st July, 2023
SMS	70,595	1,338	69,257
e-Statements	138,634	1,340	137,294
eConnect	18,437	228	18,209

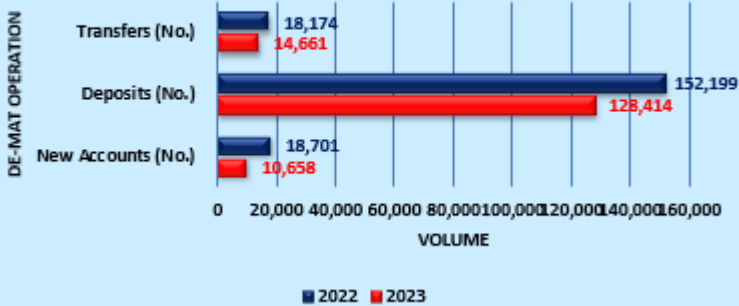
Comparative analysis on monthly basis as a percentage (%) compared to previous month

	Aug 23	July 23	June 23	May 23	Apr 23
New Accounts (No.)	0.71	46.92	17.72	10.98	-32.53
Deposits (No.)	-53.96	3,251.79	-98.39	-69.72	282.10
Trades (No.) - Equity	-4.39	115.07	21.70	3.95	-50.98

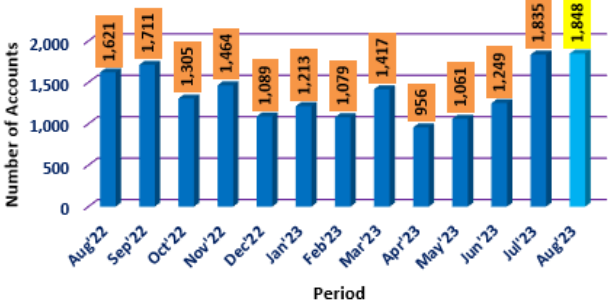
Annual Comparison

	CUMALATIVE	
	JAN-AUG 2023	2022
New Accounts (No.)	10,658	18,701
Deposits (No.)	128,414	152,199
Withdrawals (No.)	0	1
Transfers (No.)	14,661	18,174
Trades (No.) - Equity	2,808,528	4,181,327
Trades (No.)-Closed End Funds	0	0

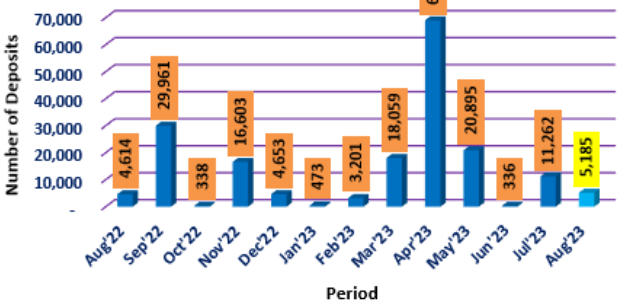
Annual Comparison of Main De-Mat Operations
January to August



Number of New Account Openings
August 2022 to August 2023
Including Multiple Registrations



Number of Deposits
August 2022 to August 2023

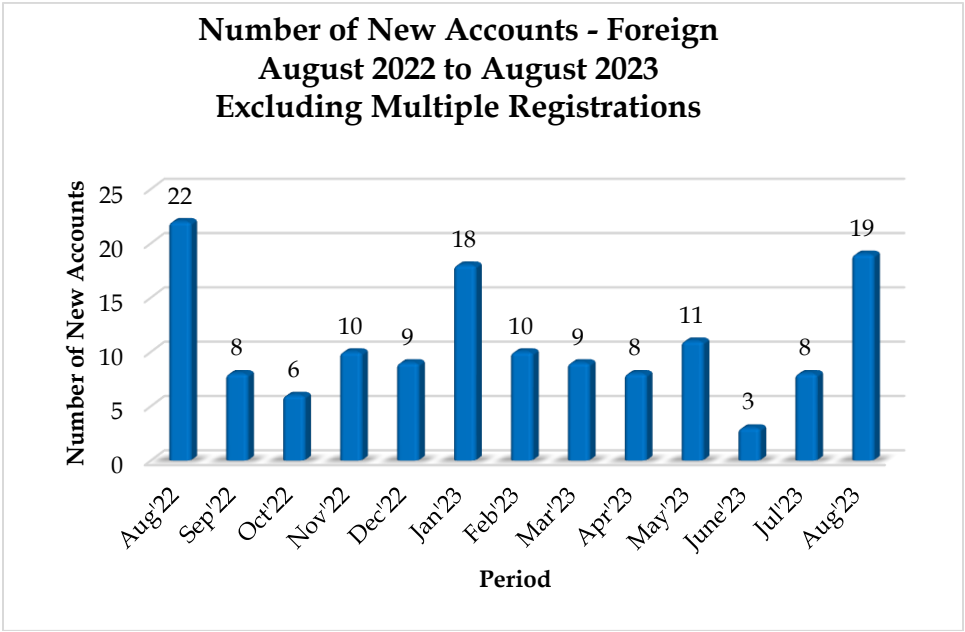
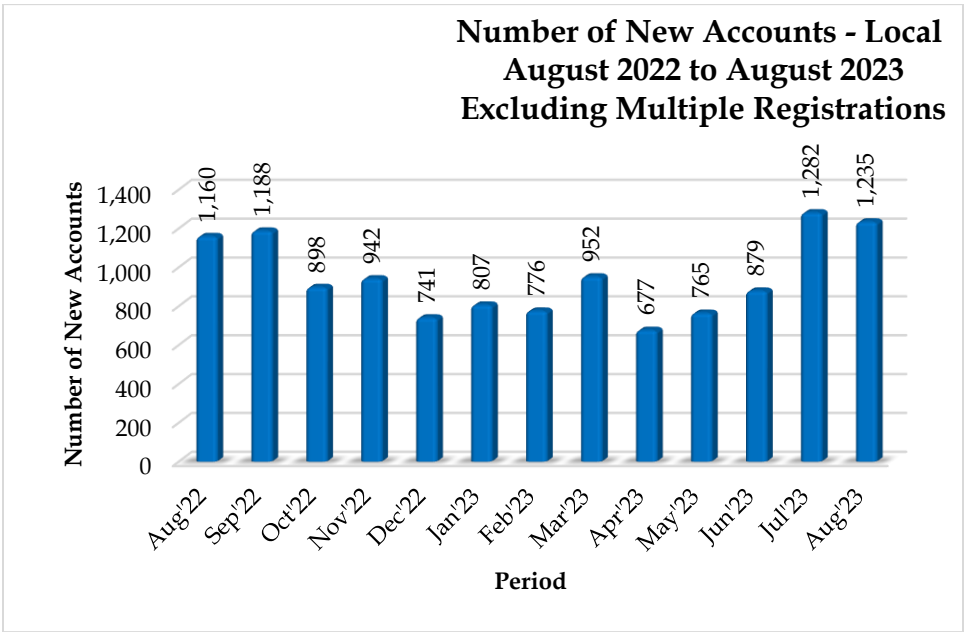


Number of CDS Accounts by Investor Category

	Aug-23	Jul-23	Jun-23	May-23	Apr-23	Mar-23	Aug-22
Local Individuals (No.)	676,921	675,724	674,493	673,636	672,896	672,245	666,164
Foreign Individuals (No.)	5,001	4,996	4,993	4,991	4,986	4,982	4,952
Local Companies (No.)	12,999	12,961	12,910	12,888	12,863	12,837	12,614
Foreign Companies (No.)	5,895	5,881	5,876	5,875	5,869	5,865	5,825
Total Excluding Multiple Registrations	700,816	699,562	698,272	697,390	696,614	695,929	689,555
Total De-Mat Accounts Including Multiple Registrations	924,983	923,135	921,300	920,051	918,990	918,034	908,756

De-Mat Account Categories as a Percentage against Total Registrations Excluding Multiple Registrations (%)

	Aug-23	July-23	June-23	May-23	Apr-23	Mar-23	Aug-22
Local Individuals (No.)	96.59	96.59	96.59	96.59	96.60	96.60	96.61
Foreign Individuals (No.)	0.71	0.71	0.72	0.72	0.72	0.72	0.72
Local Companies (No.)	1.85	1.85	1.85	1.85	1.85	1.84	1.83
Foreign Companies (No.)	0.84	0.84	0.84	0.84	0.84	0.84	0.84
Total Excluding Multiple Registrations	100.00	100.00	100.00	100.00	100.00	100.00	100.00



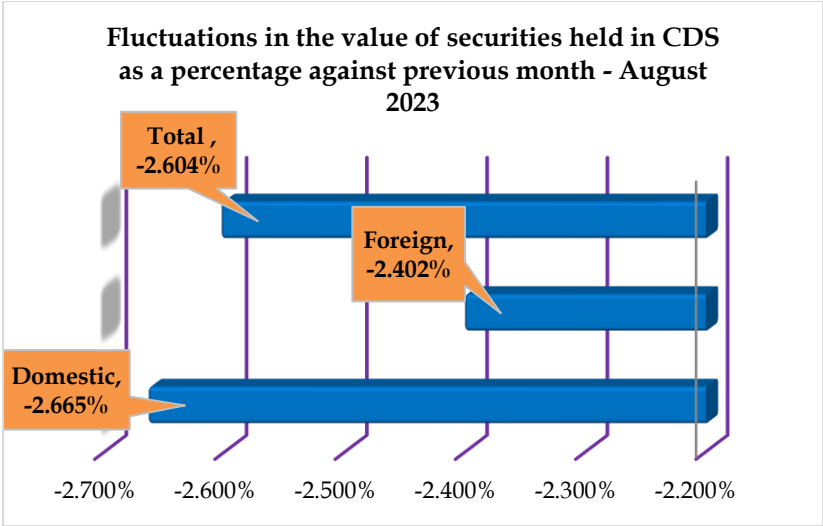
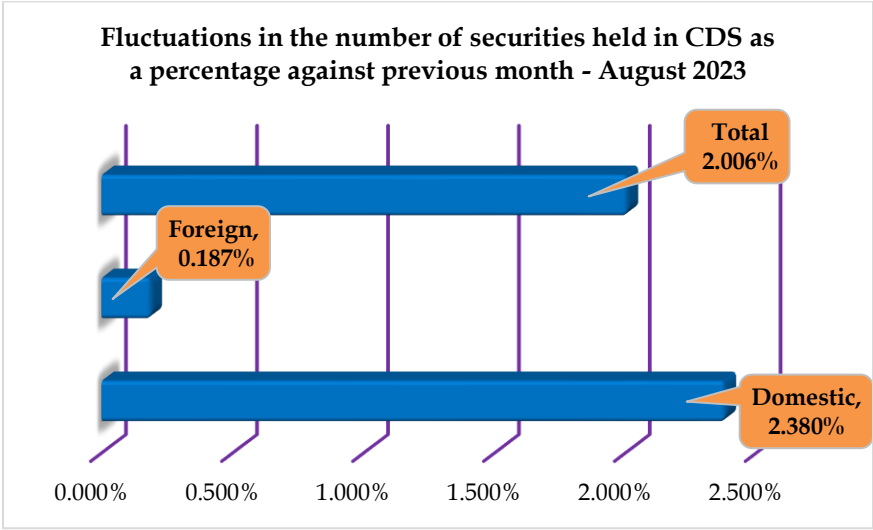
Value & Quantity of the Securities held in the CDS

Securities Held in Custody (Nos.)	Aug-23	Jul-23	Jun-23	Apr-23	Aug-22
Domestic	141,298,398,602	138,013,214,337	137,932,645,332	138,575,807,657	121,149,034,363
Foreign	28,463,119,006	28,409,858,458	28,341,926,996	28,449,282,785	27,805,893,479
Total	169,761,517,608	166,423,072,795	166,274,572,328	167,025,090,442	148,954,927,842

Comparative Analysis on Fluctuations (Change)	Aug-23	Jul-23	Jun-23
Domestic	2.380%	0.058%	-0.464%
Foreign	0.187%	0.240%	-0.377%
Total	2.006%	0.089%	-0.449%

Securities Held in Custody (Rs.)	Aug-23	Jul-23	Jun-23	May-23	Aug-22
Domestic	3,364,972,556,035	3,457,108,529,832	2,967,985,766,375	2,728,815,713,147	3,056,031,897,500
Foreign	1,012,274,159,091	1,037,187,972,110	933,410,087,966	889,042,589,802	973,470,655,734
Total	4,377,246,715,127	4,494,296,501,942	3,901,395,854,341	3,617,858,302,949	4,029,502,553,234

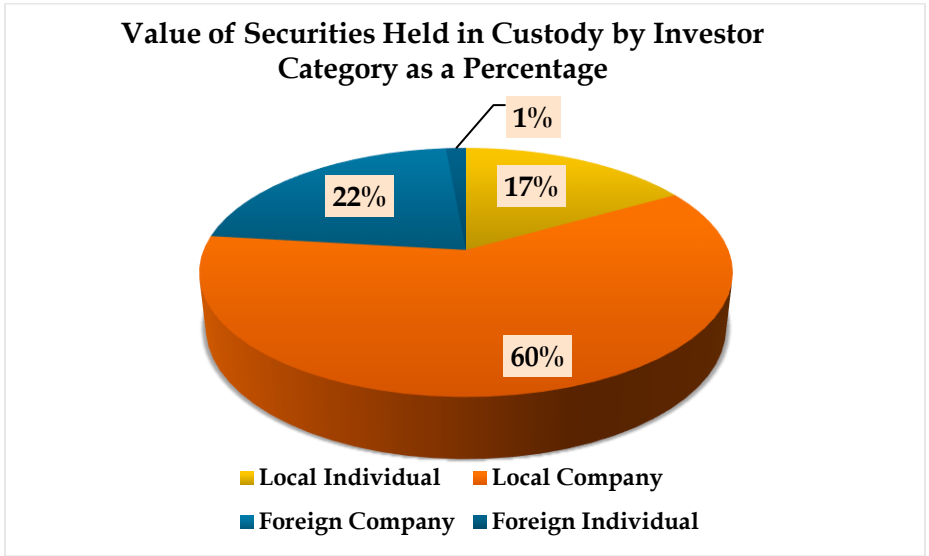
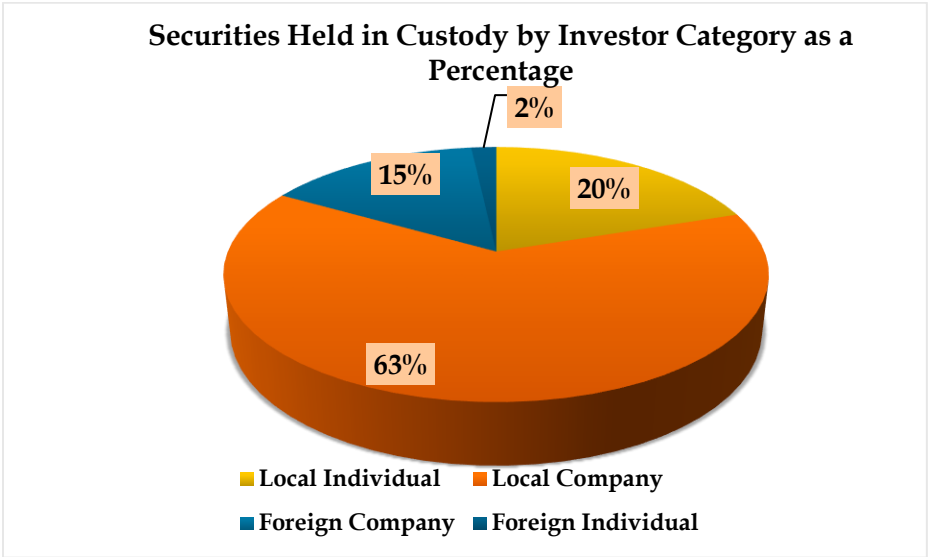
Comparative Analysis on Fluctuations (Change)	Aug-23	Jul-23	Jun-23
Domestic	-2.665%	16.480%	8.765%
Foreign	-2.402%	11.118%	4.990%
Total	-2.604%	15.197%	7.837%



Value & Quantity of the Securities held in the CDS by Investor Category
August 2023

Investor Category	Equity Holding	Corporate Debt Holding	Total Holding
Local Individual	33,460,688,061	278,080,447	33,738,768,508
Local Company	105,497,280,548	2,062,349,546	107,559,630,094
Foreign Company	25,477,096,832	180,100	25,477,276,932
Foreign Individual	2,984,136,474	1,705,600	2,985,842,074
Total	167,419,201,915	2,342,315,693	169,761,517,608

Investor Category	Equity Value	Corporate Debt Value	Total Value
Local Individual	703,210,847,771.50	29,171,376,144.50	732,382,223,916.00
Local Company	2,437,111,778,781.60	195,478,553,337.54	2,632,590,332,119.14
Foreign Company	949,041,876,903.30	17,078,560.00	949,058,955,463.30
Foreign Individual	63,040,481,970.75	174,721,657.33	63,215,203,628.08
Total	4,152,404,985,427.15	224,841,729,699.37	4,377,246,715,126.52



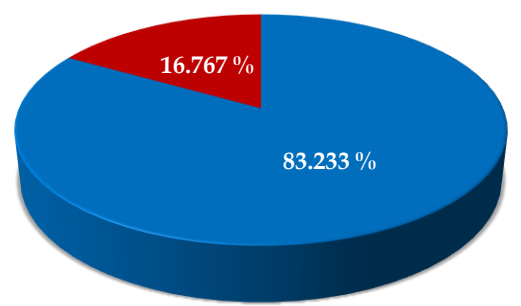
Holdings in CDS as of 31st August 2023

Holdings	Equity	Corporate Debt	Total
Domestic	138,957,968,609	2,340,429,993	141,298,398,602
Foreign	28,461,233,306	1,885,700	28,463,119,006

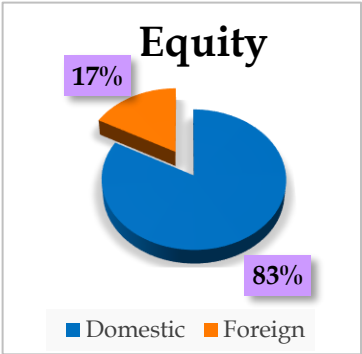
Market Value	Equity	Corporate Debt	Total
Domestic	3,140,322,626,553.10	224,649,929,482.04	3,364,972,556,035.14
Foreign	1,012,082,358,874.05	191,800,217.33	1,012,274,159,091.38

	Quantity	Market Value (LKR)
Equity	167,419,201,915	4,152,404,985,427.15
Debentures	2,342,315,693	224,841,729,699.37

Percentage of Security Types in Custody as at 31st August 2023



■ Domestic (Equity & Corporate Debt) - 83.233 %
■ Foreign (Equity & Corporate Debt) - 16.767 %



Corporate Actions and New Listings Completed in August 2023

Amalgamations	Nation Lanka Finance PLC amalgamation with Kanrich Finance Limited	CSF.N0000
Equity IPOs	UB Finance PLC	UBF.N0000
	Agarapathana Plantations Limited	AGPL.N0000