

# CDS INFOLINE

December 2023



Central Depository Systems (Pvt) Limited

Convenient | Dedicated | Secure

## Central Depository Systems (Pvt) Ltd of Sri Lanka (CDS)

(A fully owned subsidiary of Colombo Stock  
Exchange)

Phone: +94 11 2 356 444

Fax: +94 11 2 440 396

Email: [cdsinfo@cse.lk](mailto:cdsinfo@cse.lk)

Website: [www.cds.lk](http://www.cds.lk)

Operational Activities

Major Operations	Dec-23	Nov-23	Oct-23	Sep-23	Aug-23	Jul-23	Dec-22
New Accounts (No.)	1,439	1,040	1,197	1,363	1,848	1,835	1,089
Deposits (No.)	*2,613	503	16,903	26,547	5,185	11,262	4,653
Withdrawals (No.)	0	1	0	0	0	0	0
Transfers (No.)	2,317	1,392	3,015	4,010	2,923	2,120	2,431
Trades (No.) - Equity	141,902	181,790	235,648	251,092	515,259	538,908	347,490
Trades (No.)-Closed End Funds	0	0	0	0	0	0	0
Market Days (No.)	19	22	22	19	21	20	20
Listed Companies (No.)	290	290	290	291	290	289	290
Participants (No.)	46	46	46	46	46	46	45

\*Deposits in December 2023 include 2,444 direct deposits made due to Subdivisions, Right Issues, Initial public Offers and Capitalization of Reserves.

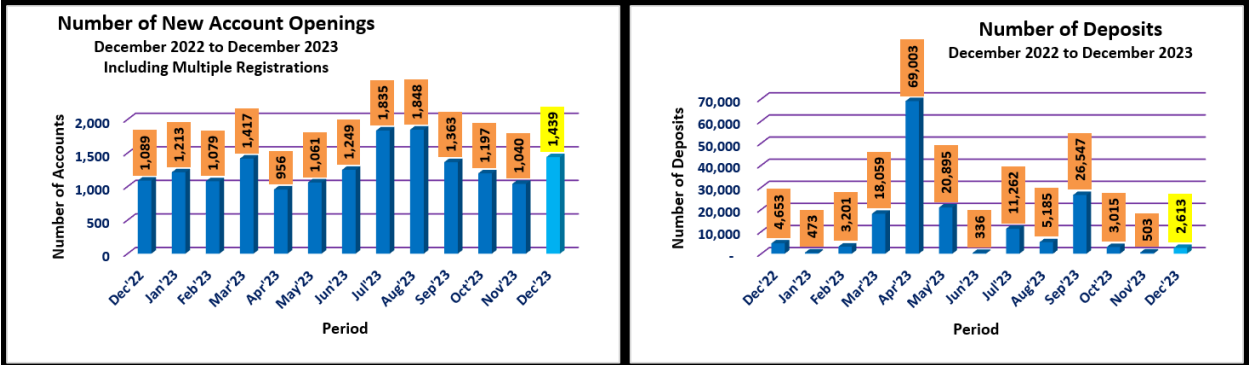
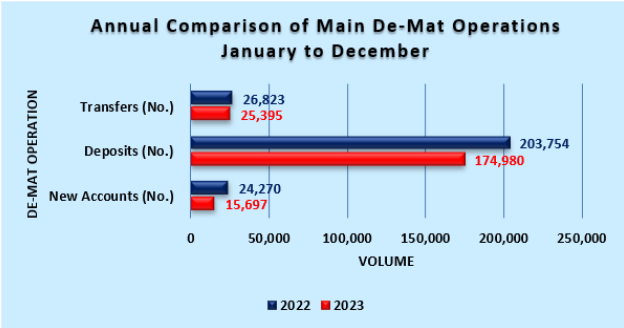
e-Services Enrollment	As of 31 <sup>st</sup> Dec, 2023	Dec 2023	As of 30 <sup>th</sup> Nov, 2023
SMS	74,206	1,045	73,161
e-Statements	142,292	1,058	141,234
eConnect	18,986	137	18,849

Comparative analysis on monthly basis as a percentage (%) compared to previous month

	Dec 23	Nov 23	Oct 23	Sep 23	Aug 23
New Accounts (No.)	38.37	-13.12	-12.18	-26.24	0.71
Deposits (No.)	419.48	-97.02	-36.33	412.00	-53.96
Trades (No.) - Equity	-21.94	-22.86	-6.15	-51.27	-4.39

Annual Comparison

	CUMULATIVE JAN-DEC	
	2023	2022
New Accounts (No.)	15,697	24,270
Deposits (No.)	174,980	203,754
Withdrawals (No.)	1	1
Transfers (No.)	25,395	26,823
Trades (No.) - Equity	3,618,960	6,057,233
Trades (No.)-Closed End Funds	0	0

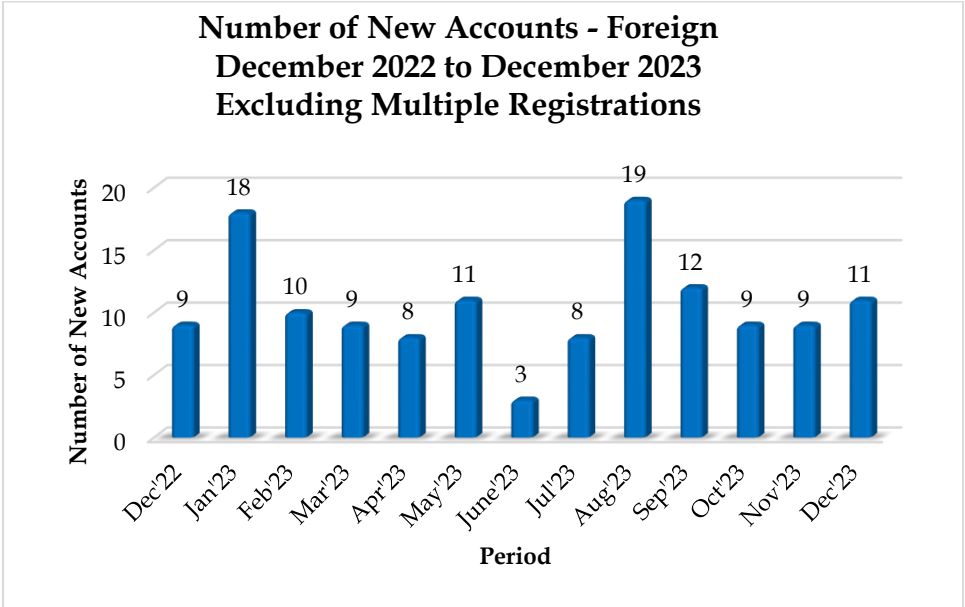
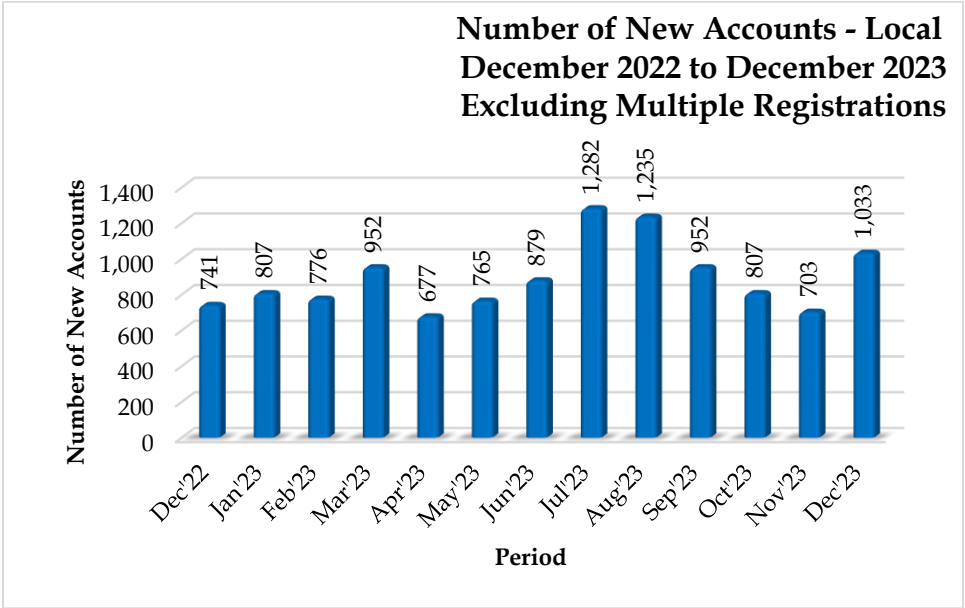


Number of CDS Accounts by Investor Category

	Dec-23	Nov-23	Oct-23	Sep-23	Aug-23	Jul-23	Dec-23
Local Individuals (No.)	680,273	679,292	678,616	677,835	676,921	675,724	669,790
Foreign Individuals (No.)	5,016	5,011	5,006	5,004	5,001	4,996	4,967
Local Companies (No.)	13,142	13,090	13,063	13,037	12,999	12,961	12,757
Foreign Companies (No.)	5,921	5,915	5,911	5,904	5,895	5,881	5,843
Total Excluding Multiple Registrations	704,352	703,308	702,596	701,780	700,816	699,562	693,357
Total De-Mat Accounts Including Multiple Registrations	930,022	928,583	927,543	926,346	924,983	923,135	914,325

De-Mat Account Categories as a Percentage against Total Registrations Excluding Multiple Registrations (%)

	Dec-23	Nov-23	Oct-23	Sep-23	Aug-23	July-23	Dec-23
Local Individuals (No.)	96.58	96.59	96.59	96.59	96.59	96.59	96.60
Foreign Individuals (No.)	0.71	0.71	0.71	0.71	0.71	0.71	0.72
Local Companies (No.)	1.87	1.86	1.86	1.86	1.85	1.85	1.84
Foreign Companies (No.)	0.84	0.84	0.84	0.84	0.84	0.84	0.84
Total Excluding Multiple Registrations	100.00	100.00	100.00	100.00	100.00	100.00	100.00



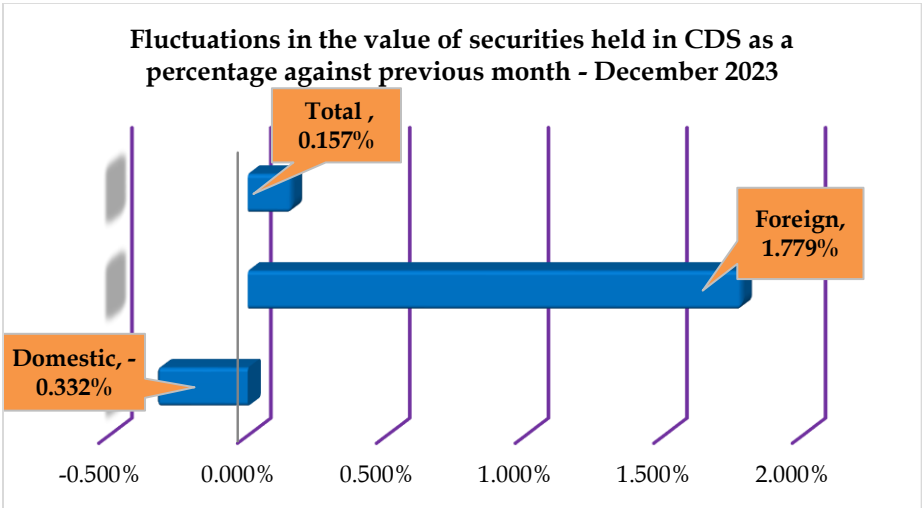
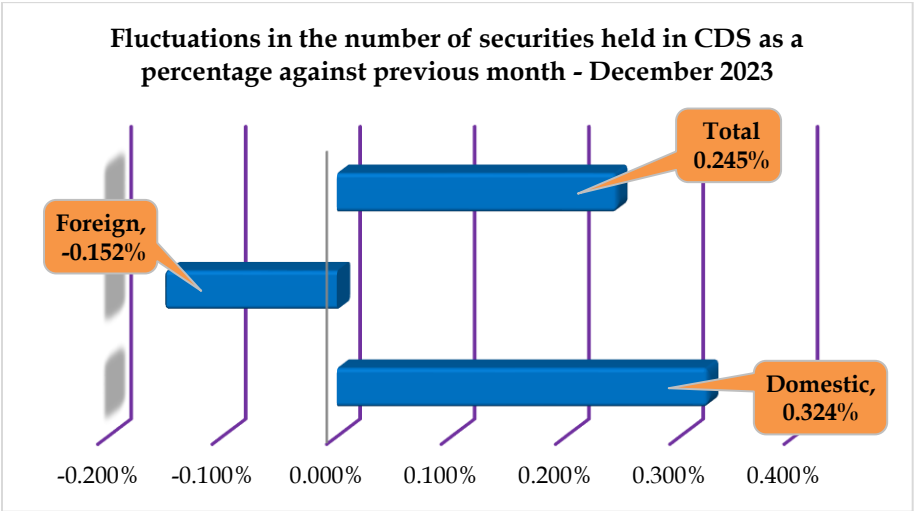
Value & Quantity of the Securities held in the CDS

Securities Held in Custody (Nos.)	Dec-23	Nov-23	Oct-23	Sep-23	Dec-22
Domestic	146,848,560,592	146,373,925,894	146,011,817,155	141,355,060,146	123,195,465,767
Foreign	29,289,985,518	29,334,576,170	29,679,689,879	28,672,070,867	28,320,981,952
Total	176,138,546,110	175,708,502,064	175,691,507,034	170,027,131,013	151,516,447,719

Comparative Analysis on Fluctuations (Change)	Dec-23	Nov-23	Oct-23
Domestic	0.324%	0.248%	3.294%
Foreign	-0.152%	-1.163%	3.514%
Total	0.245%	0.010%	3.331%

Securities Held in Custody (Rs.)	Dec-23	Nov-23	Oct-23	Sep-23	Dec-22
Domestic	3,216,206,094,562	3,226,922,289,668	3,220,938,617,411	3,416,546,058,816	2,953,404,407,503
Foreign	991,130,621,831	973,803,380,160	977,324,475,372	1,013,646,108,275	964,941,764,676
Total	4,207,336,716,394	4,200,725,669,828	4,198,263,092,783	4,430,192,167,090	3,918,346,172,179

Comparative Analysis on Fluctuations (Change)	Dec-23	Nov-23	Oct-23
Domestic	-0.332%	0.186%	-5.725%
Foreign	1.779%	-0.360%	-3.583%
Total	0.157%	0.059%	-5.235%

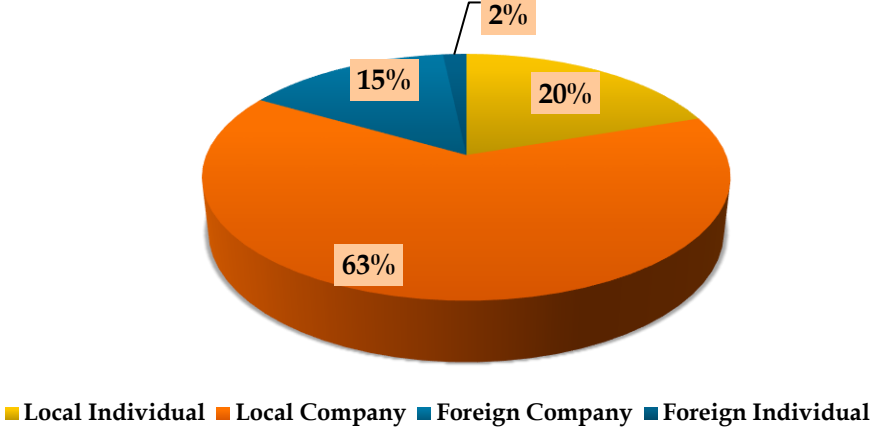


Value & Quantity of the Securities held in the CDS by Investor Category  
December 2023

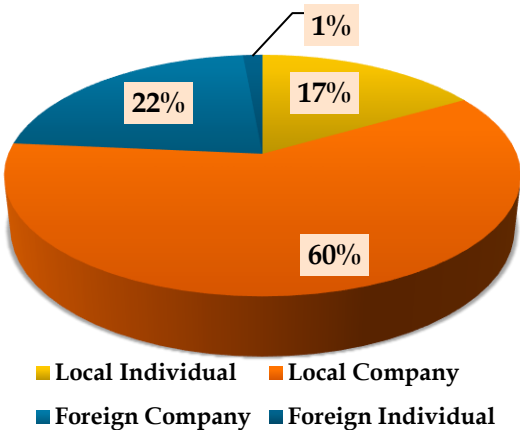
Investor Category	Equity Holding	Corporate Debt Holding	Total Holding
Local Individual	34,459,328,329	333,652,647	34,792,980,976
Local Company	110,087,791,265	1,967,788,351	112,055,579,616
Foreign Company	26,292,268,550	180,100	26,292,448,650
Foreign Individual	2,994,889,068	2,647,800	2,997,536,868
Total	173,834,277,212	2,304,268,898	176,138,546,110

Investor Category	Equity Value	Corporate Debt Value	Total Value
Local Individual	664,832,839,302.60	35,449,724,992.62	700,282,564,295.22
Local Company	2,320,724,146,622.50	195,199,383,644.72	2,515,923,530,267.22
Foreign Company	930,246,067,998.20	17,115,444.67	930,263,183,442.87
Foreign Individual	60,601,497,981.30	265,940,407.19	60,867,438,388.49
Total	3,976,404,551,904.60	230,932,164,489.20	4,207,336,716,393.80

Securities Held in Custody by Investor Category as a Percentage



Value of Securities Held in Custody by Investor Category as a Percentage

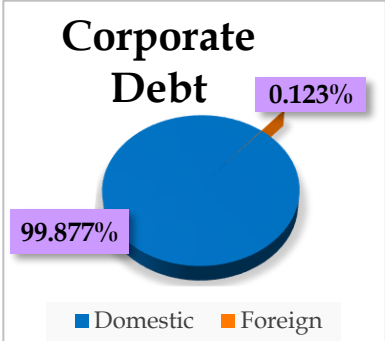
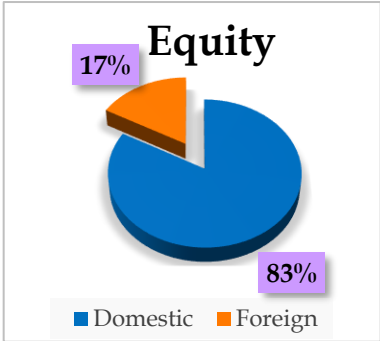
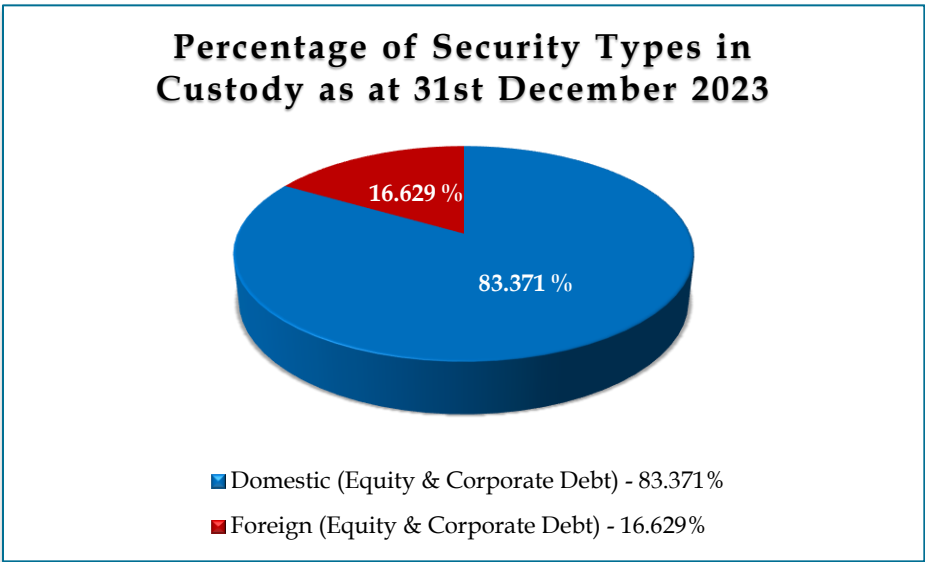


Holdings in CDS as of 31<sup>st</sup> December 2023

Holdings	Equity	Corporate Debt	Total
Domestic	144,547,119,594	2,301,440,998	146,848,560,592
Foreign	29,287,157,618	2,827,900	29,289,985,518

Market Value	Equity	Corporate Debt	Total
Domestic	2,985,556,985,925.10	230,649,108,637.34	3,216,206,094,562.44
Foreign	990,847,565,979.50	283,055,851.86	991,130,621,831.36

	Quantity	Market Value (LKR)
Equity	173,834,277,212	3,976,404,551,904.60
Debentures	2,304,268,898	230,932,164,489.20



Corporate Actions and New Listings Completed in December 2023		
Right Issues – Provisional allotment of rights entitlement	Beruwala Resorts PLC	BERU.R0000
Debt IPO	National Development Bank PLC	NDB.D0548 NDB.D0549
	Commercial Bank of Ceylon PLC	COMB.D0550 COMB.D0551 COMB.D0552 COMB.D0553 COMB.D0554 COMB.D0555