

CDS INFOLINE

July 2023



Central Depository Systems (Pvt) Limited

Convenient | Dedicated | Secure

Central Depository Systems (Pvt) Ltd of Sri Lanka (CDS)

(A fully owned subsidiary of Colombo Stock
Exchange)

Phone: +94 11 2 356 456

Fax: +94 11 2 440 396

Email: cdsinfo@cse.lk

Website: www.cds.lk

Operational Activities

Major Operations	Jul-23	Jun-23	May-23	Apr-23	Mar-23	Feb-23	Jul-22
New Accounts (No.)	1,835	1,249	1,061	956	1,417	1,079	829
Deposits (No.)	*11,262	336	20,895	69,003	18,059	3,201	4,436
Withdrawals (No.)	0	0	0	0	0	0	1
Transfers (No.)	2,120	1,879	1,197	1,317	2,061	2,134	1,174
Trades (No.) - Equity	538,908	250,576	205,899	198,068	404,090	314,245	276,457
Trades (No.)-Closed End Funds	0	0	0	0	0	0	0
Market Days (No.)	20	20	21	16	22	20	20
Listed Companies (No.)	289	289	289	289	289	289	294
Participants (No.)	46	46	46	46	46	46	45

*Deposits in July 2023 include 11,092 direct deposits made due to Subdivisions, Right Issues, Initial public Offers and Capitalization of Reserves.

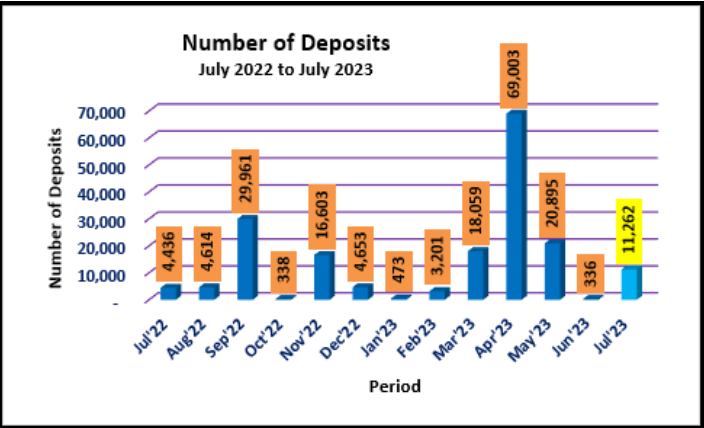
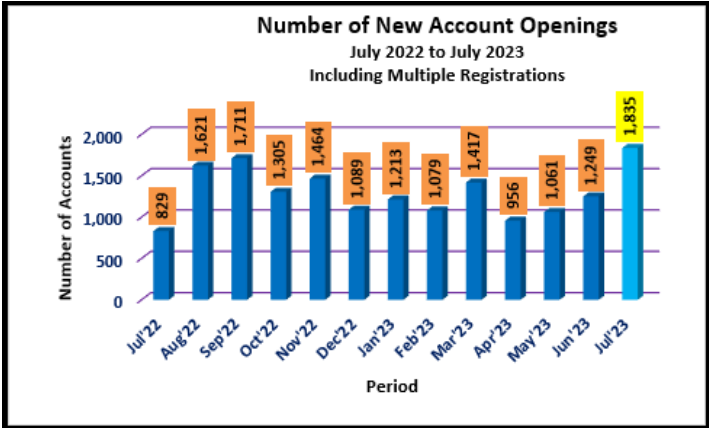
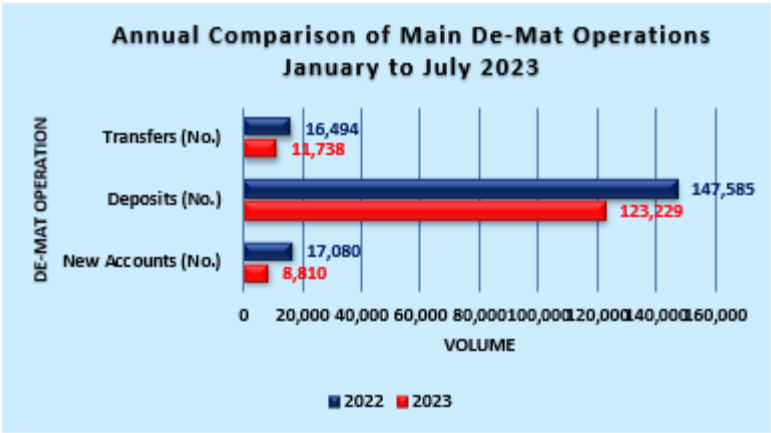
e-Services Enrollment	As of 31 st July, 2023	July 2023	As of 30 th June, 2023
SMS	69,257	1,326	67,931
e-Statements	137,294	31,868	105,426
eConnect	18,209	207	18,002

Comparative analysis on monthly basis as a percentage (%) compared to previous month

	July 23	June 23	May 23	Apr 23	Mar 23
New Accounts (No.)	46.92	17.72	10.98	-32.53	31.33
Deposits (No.)	3,251.79	-98.39	-69.72	282.10	464.17
Trades (No.) - Equity	115.07	21.70	3.95	-50.98	28.59

Annual Comparison

	CUMALATIVE	
	JAN-JUL	
	2023	2022
New Accounts (No.)	8,810	17,080
Deposits (No.)	123,229	147,585
Withdrawals (No.)	0	1
Transfers (No.)	11,738	16,494
Trades (No.) - Equity	2,293,269	3,464,030
Trades (No.)-Closed End Funds	0	0

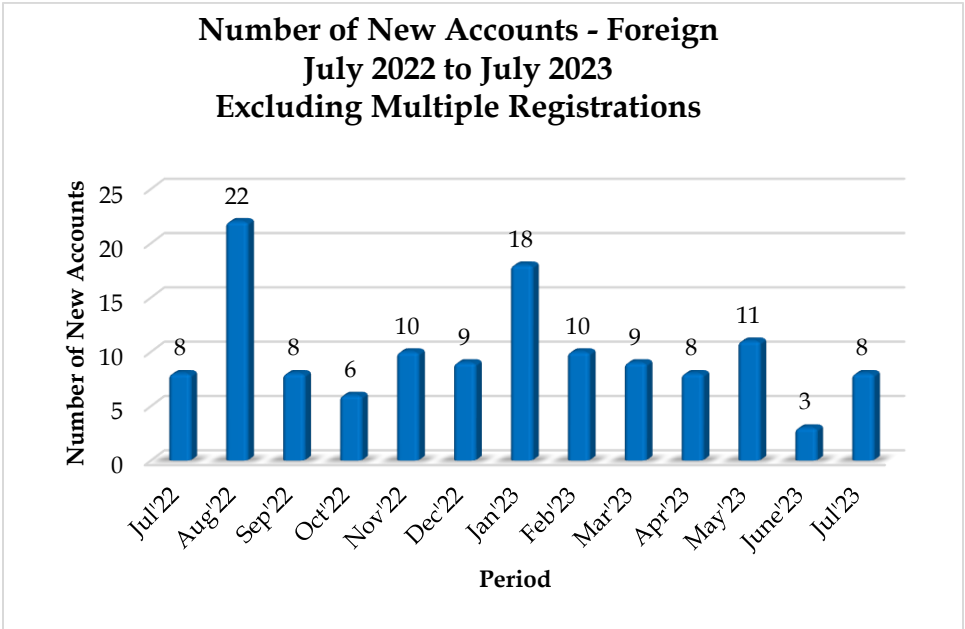
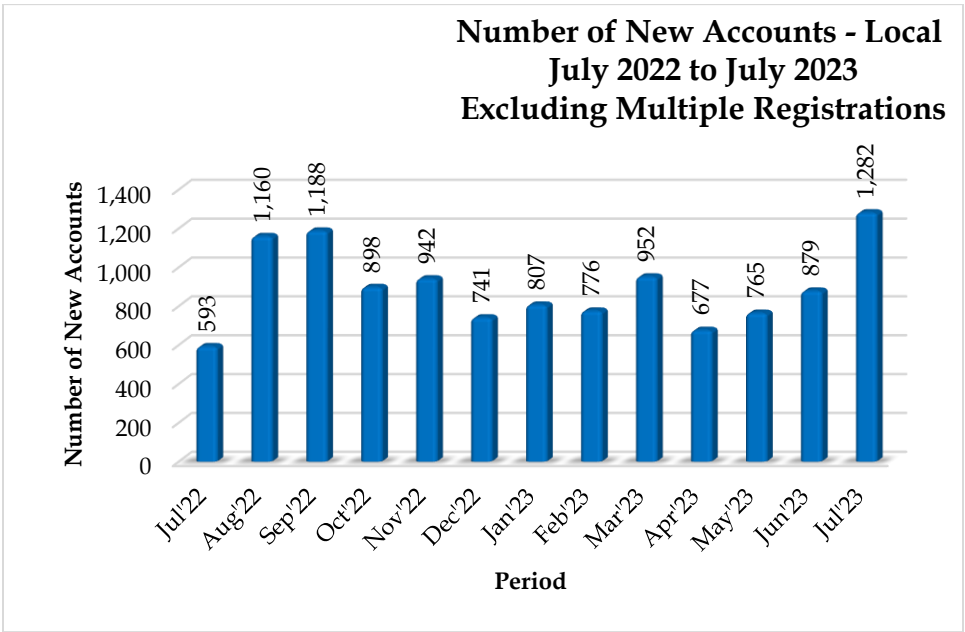


Number of CDS Accounts by Investor Category

	Jul-23	Jun-23	May-23	Apr-23	Mar-23	Feb-23	Jul-22
Local Individuals (No.)	675,724	674,493	673,636	672,896	672,245	671,316	665,052
Foreign Individuals (No.)	4,996	4,993	4,991	4,986	4,982	4,977	4,943
Local Companies (No.)	12,961	12,910	12,888	12,863	12,837	12,814	12,566
Foreign Companies (No.)	5,881	5,876	5,875	5,869	5,865	5,861	5,812
Total Excluding Multiple Registrations	699,562	698,272	697,390	696,614	695,929	694,968	688,373
Total De-Mat Accounts Including Multiple Registrations	923,135	921,300	920,051	918,990	918,034	916,617	907,135

De-Mat Account Categories as a Percentage against Total Registrations Excluding Multiple Registrations (%)

	July-23	June-23	May-23	Apr-23	Mar-23	Feb-23	Jul-22
Local Individuals (No.)	96.59	96.59	96.59	96.60	96.60	96.60	96.61
Foreign Individuals (No.)	0.71	0.72	0.72	0.72	0.72	0.72	0.72
Local Companies (No.)	1.85	1.85	1.85	1.85	1.84	1.84	1.83
Foreign Companies (No.)	0.84	0.84	0.84	0.84	0.84	0.84	0.84
Total Excluding Multiple Registrations	100.00	100.00	100.00	100.00	100.00	100.00	100.00



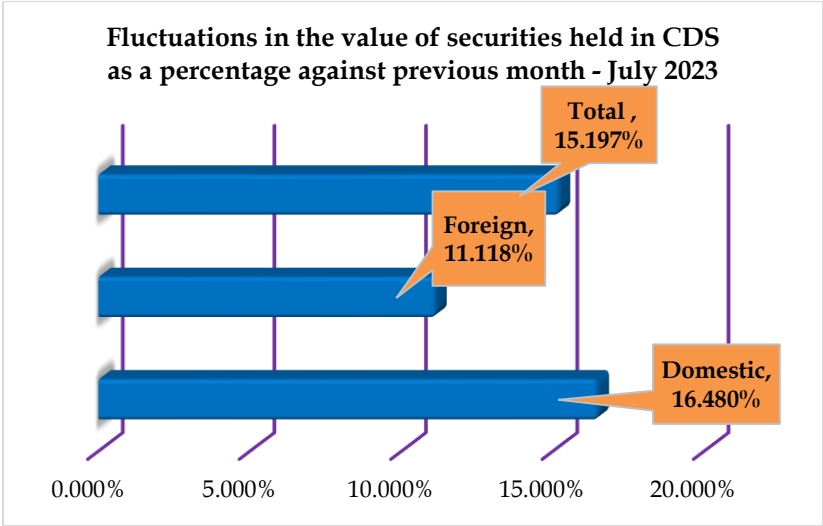
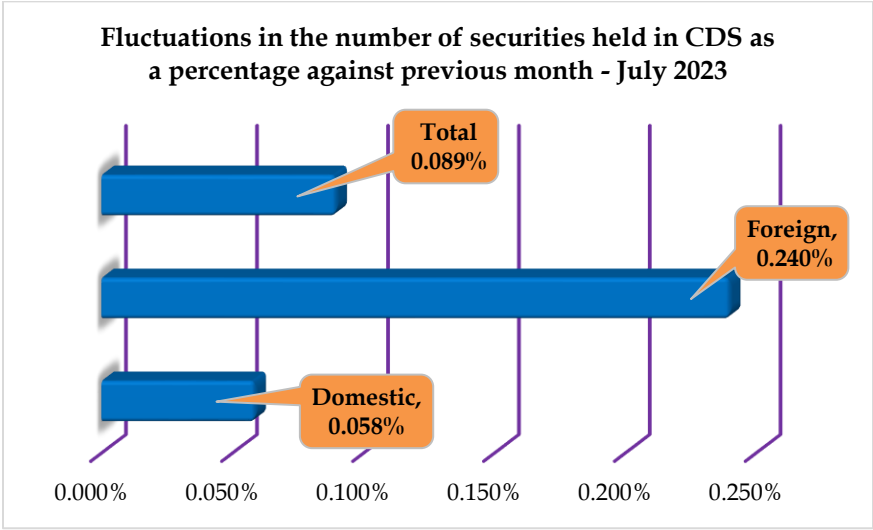
Value & Quantity of the Securities held in the CDS

Securities Held in Custody (Nos.)	Jul-23	Jun-23	Apr-23	Apr-23	Jul-22
Domestic	138,013,214,337	137,932,645,332	138,575,807,657	137,643,158,611	121,949,680,336
Foreign	28,409,858,458	28,341,926,996	28,449,282,785	28,146,653,470	27,822,499,656
Total	166,423,072,795	166,274,572,328	167,025,090,442	165,789,812,081	149,772,179,992

Comparative Analysis on Fluctuations (Change)	Jul-23	Jun-23	May-23
Domestic	0.058%	-0.464%	0.678%
Foreign	0.240%	-0.377%	1.075%
Total	0.089%	-0.449%	0.745%

Securities Held in Custody (Rs.)	Jul-23	Jun-23	May-23	Apr-23	Jul-22
Domestic	3,457,108,529,832	2,967,985,766,375	2,728,815,713,147	2,870,816,623,514	2,600,422,733,337
Foreign	1,037,187,972,110	933,410,087,966	889,042,589,802	974,732,034,900	818,830,551,649
Total	4,494,296,501,942	3,901,395,854,341	3,617,858,302,949	3,845,548,658,414	3,419,253,284,986

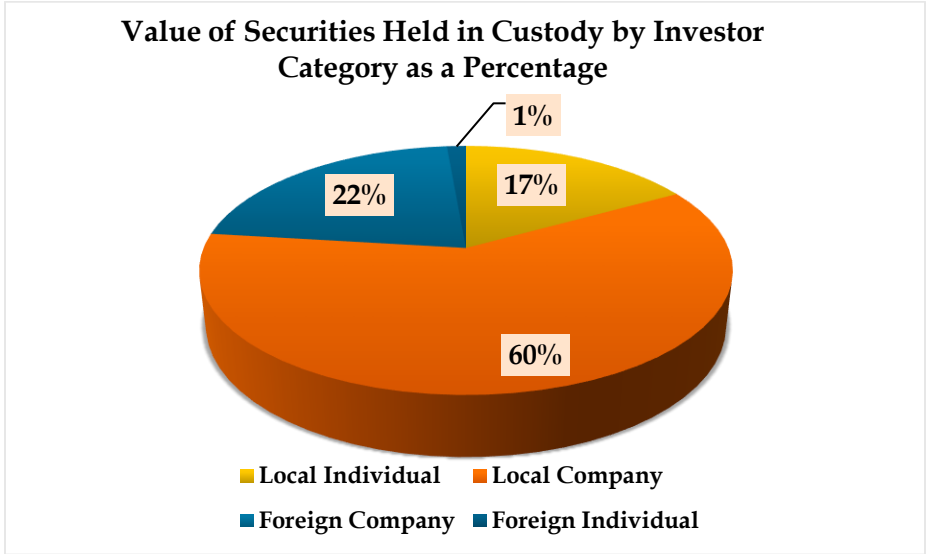
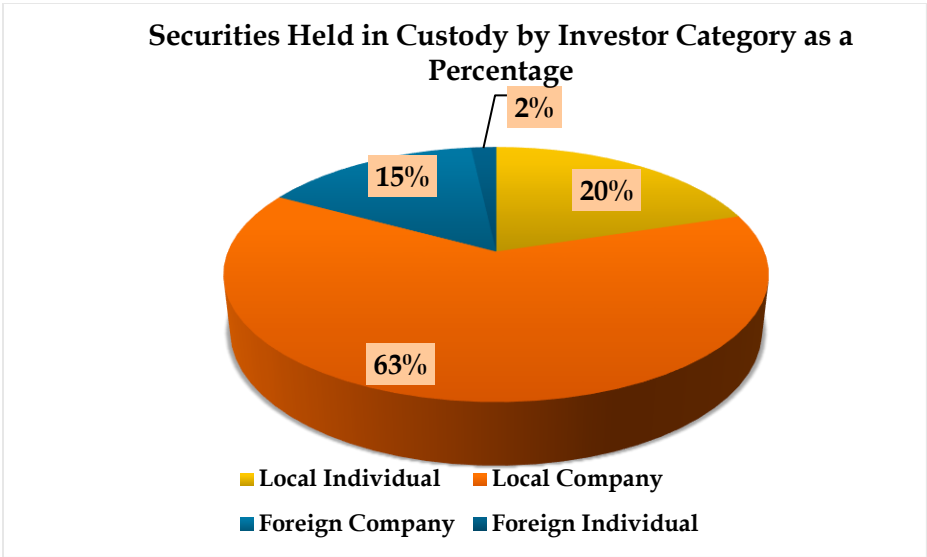
Comparative Analysis on Fluctuations (Change)	Jul-23	Jun-23	May-23
Domestic	16.480%	8.765%	-4.946%
Foreign	11.118%	4.990%	-8.791%
Total	15.197%	7.837%	-5.921%



Value & Quantity of the Securities held in the CDS by Investor Category
July 2023

Investor Category	Equity Holding	Corporate Debt Holding	Total Holding
Local Individual	33,227,951,733	291,955,817	33,519,907,550
Local Company	102,357,511,931	2,135,794,856	104,493,306,787
Foreign Company	25,441,919,247	180,100	25,442,099,347
Foreign Individual	2,965,995,898	1,763,213	2,967,759,111
Total	163,993,378,809	2,429,693,986	166,423,072,795

Investor Category	Equity Value	Corporate Debt Value	Total Value
Local Individual	729,470,458,393.15	30,412,812,284.76	759,883,270,677.91
Local Company	2,495,010,459,842.65	202,214,799,311.90	2,697,225,259,154.55
Foreign Company	975,495,039,759.50	17,078,560.00	975,512,118,319.50
Foreign Individual	61,496,373,973.30	179,479,816.92	61,675,853,790.22
Total	4,261,472,331,968.60	232,824,169,973.58	4,494,296,501,942.18

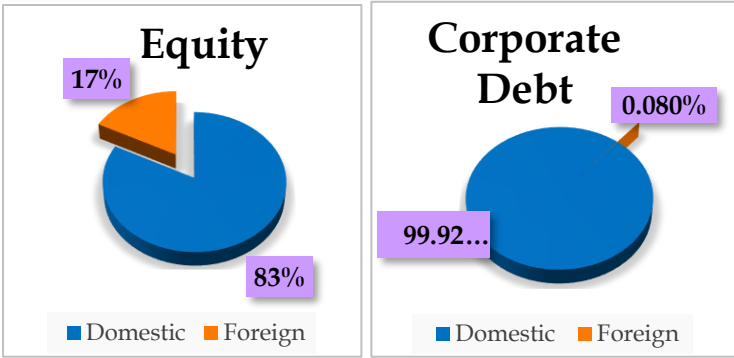
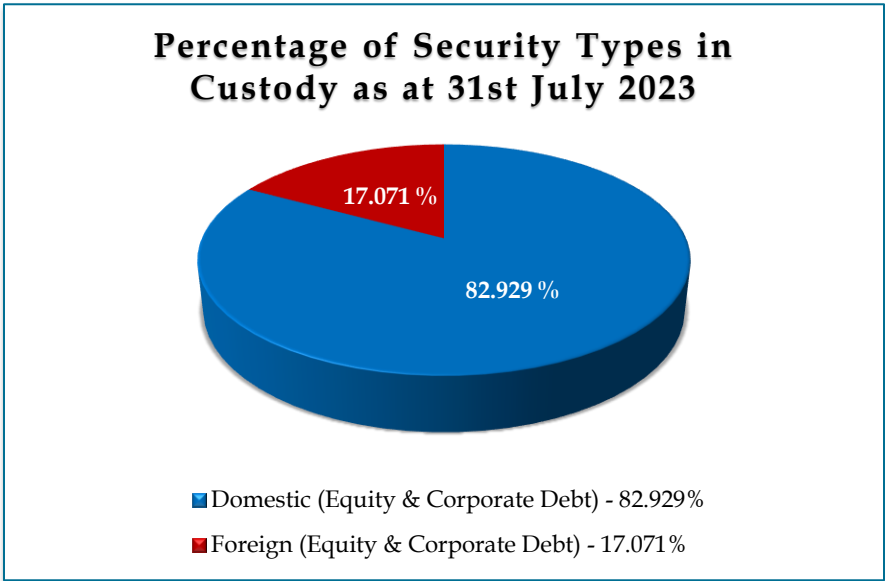


Holdings in CDS as of 31st July 2023

Holdings	Equity	Corporate Debt	Total
Domestic	135,585,463,664	2,427,750,673	138,013,214,337
Foreign	28,407,915,145	1,943,313	28,409,858,458

Market Value	Equity	Corporate Debt	Total
Domestic	3,224,480,918,235.80	232,627,611,596.66	3,457,108,529,832.46
Foreign	1,036,991,413,732.80	196,558,376.92	1,037,187,972,109.72

	Quantity	Market Value (LKR)
Equity	163,993,378,809	4,261,472,331,968.60
Debentures	2,429,693,986	232,824,169,973.58



Corporate Actions and New Listings Completed in July 2023		
Scrip Dividends	Colombo Fort Investments PLC	CFI.N0000
	Colombo Investment Trust PLC	CIT.N0000
	Central Industries PLC	CIND.N0000
	Amana Bank PLC	ABL.N0000
Rights Issue – Provisional Allotment	Pegasus Hotels of Ceylon PLC	PEG.N0000
Private Placement	John Keells Hotels PLC	KHL.N0000