

CDS INFOLINE

March 2023



Central Depository Systems (Pvt) Limited

Convenient | Dedicated | Secure

Central Depository Systems (Pvt) Ltd of Sri Lanka (CDS)

(A fully owned subsidiary of Colombo Stock
Exchange)

Phone: +94 11 2 356 456

Fax: +94 11 2 440 396

Email: cdsinfo@cse.lk

Website: www.cds.lk

Operational Activities

Major Operations	Mar-23	Feb-23	Jan-23	Dec-22	Nov-22	Oct-22	Mar-22
New Accounts (No.)	1,417	1,079	1,213	1,089	1,464	1,305	2,342
Deposits (No.)	*18,059	3,201	473	4,653	16,603	338	23,803
Withdrawals (No.)	0	0	0	0	0	0	0
Transfers (No.)	2,061	2,134	1,660	2,431	2,864	1,600	4,088
Trades (No.) - Equity	404,090	314,245	381,483	347,490	338,209	426,457	497,155
Trades (No.)-Closed End Funds	0	0	0	0	0	0	0
Market Days (No.)	22	20	20	20	21	19	21
Listed Companies (No.)	289	289	290	290	292	292	296
Participants (No.)	46	46	46	45	45	45	44

*Deposits in March 2023 include 17,797 direct deposits made due to Subdivisions, Right Issues, Initial public Offers and Capitalization of Reserves.

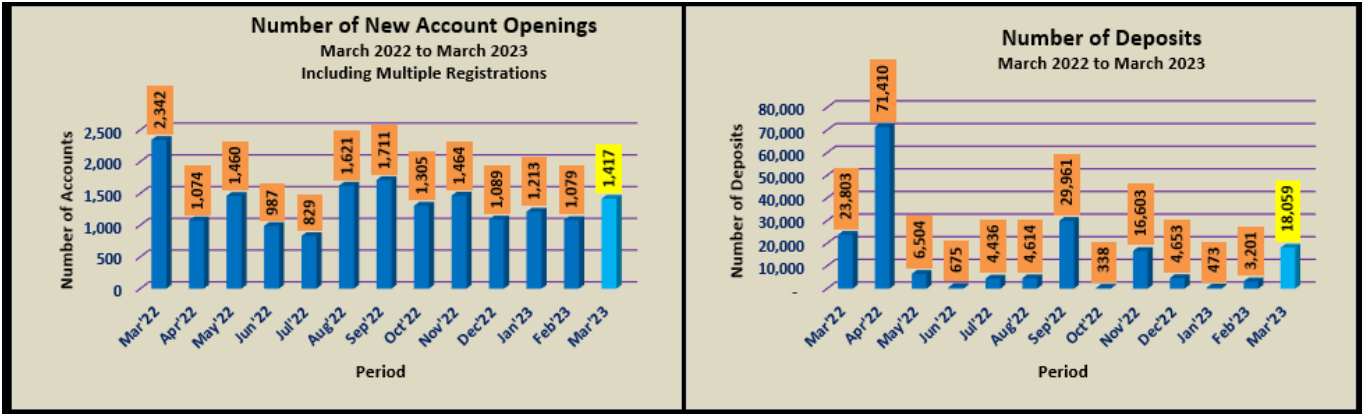
e-Services Enrollment	As of 31 st March, 2023	March 2023	As of 28 th Feb, 2023
SMS	65,434	1,081	64,353
e-Statements	102,810	1,163	101,647

Comparative analysis on monthly basis as a percentage (%) compared to previous month

	Mar 23	Feb 23	Jan 23	Dec 22	Nov 22
New Accounts (No.)	31.33	-11.05	11.39	-25.61	12.18
Deposits (No.)	464.17	576.74	-89.83	-71.97	4,812.13
Trades (No.) - Equity	28.59	-17.63	9.78	2.74	-20.69

Annual Comparison

	CUMALATIVE	
	JAN-MAR	
	2023	2022
New Accounts (No.)	3,709	12,730
Deposits (No.)	21,733	64,560
Withdrawals (No.)	0	0
Transfers (No.)	5,855	10,343
Trades (No.) - Equity	1,099,818	2,436,790
Trades (No.)-Closed End Funds	0	0

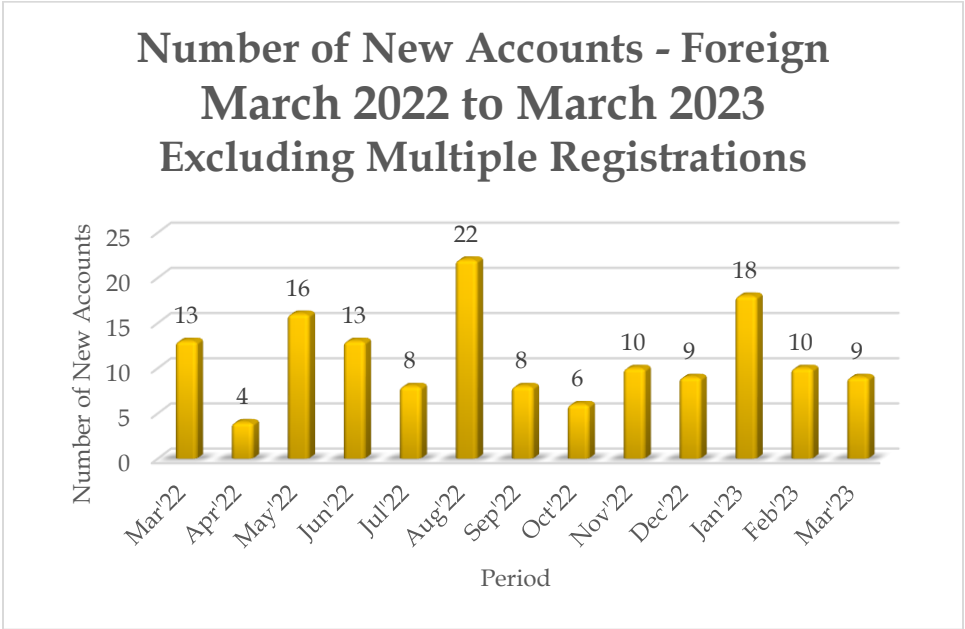
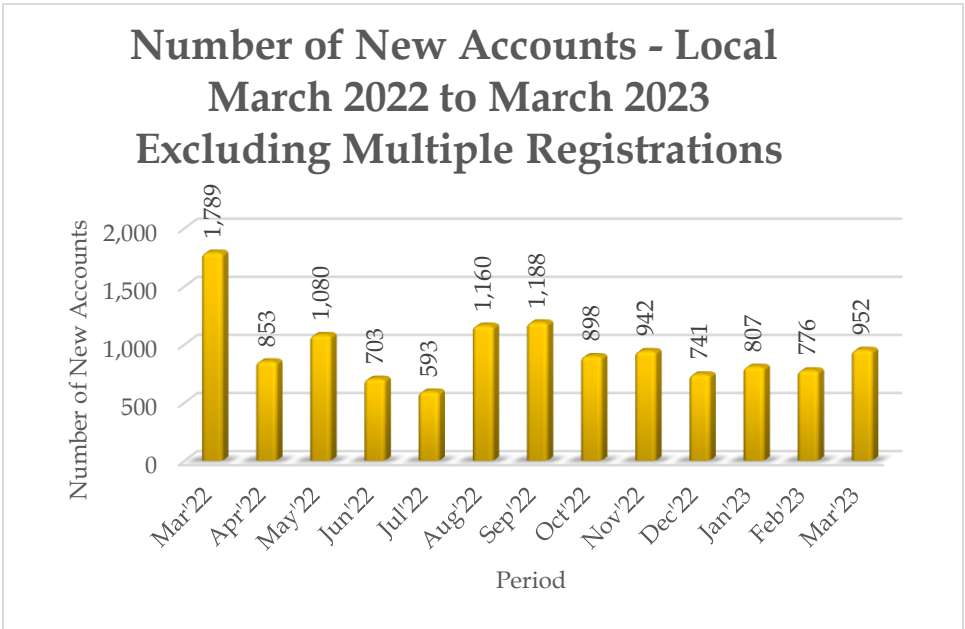


Number of CDS Accounts by Investor Category

	Mar-23	Feb-23	Jan-23	Dec-22	Nov-22	Oct-22	Mar-22
Local Individuals (No.)	672,245	671,316	670,570	669,790	669,080	668,193	661,948
Foreign Individuals (No.)	4,982	4,977	4,973	4,967	4,965	4,959	4,920
Local Companies (No.)	12,837	12,814	12,784	12,757	12,726	12,671	12,441
Foreign Companies (No.)	5,865	5,861	5,855	5,843	5,836	5,832	5,794
Total Excluding Multiple Registrations	695,929	694,968	694,182	693,357	692,607	691,655	685,103
Total De-Mat Accounts Including Multiple Registrations	918,034	916,617	915,538	914,325	913,236	911,772	902,785

De-Mat Account Categories as a Percentage against Total Registrations Excluding Multiple Registrations (%)

	Mar-23	Feb-23	Jan-23	Dec-22	Nov-22	Oct-22	Mar-22
Local Individuals (No.)	96.60	96.60	96.60	96.60	96.60	96.61	96.62
Foreign Individuals (No.)	0.72	0.72	0.72	0.72	0.72	0.72	0.72
Local Companies (No.)	1.84	1.84	1.84	1.84	1.84	1.83	1.82
Foreign Companies (No.)	0.84	0.84	0.84	0.84	0.84	0.84	0.85
Total Excluding Multiple Registrations	100.00	100.00	100.00	100.00	100.00	100.00	100.00



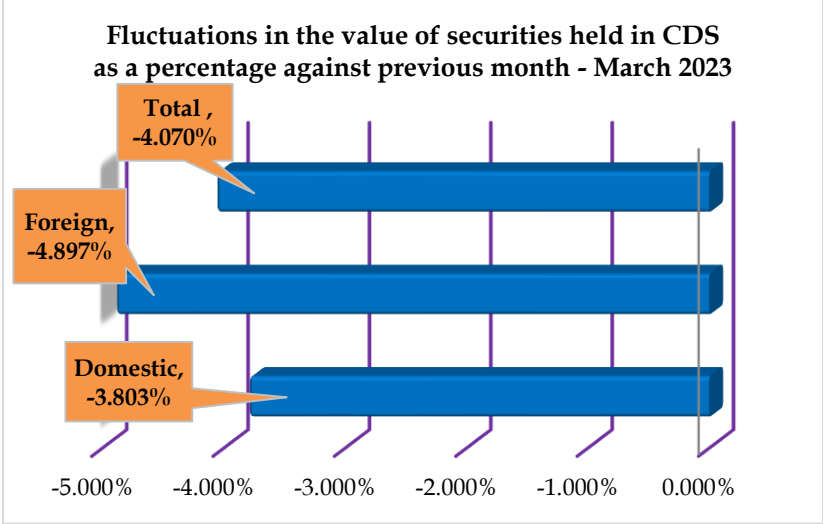
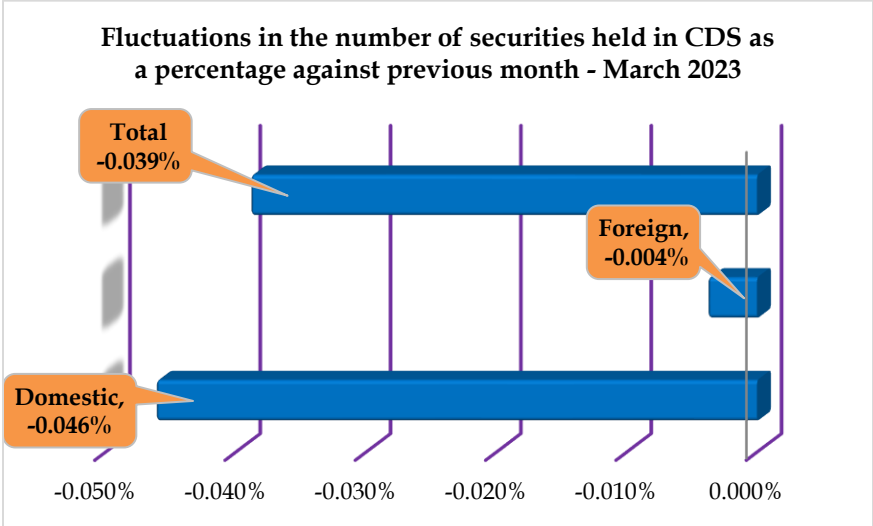
Value & Quantity of the Securities held in the CDS

Securities Held in Custody (Nos.)	Mar-23	Feb-23	Jan-23	Dec-22	Mar-22
Domestic	137,250,843,461	137,314,339,520	123,479,249,550	123,195,465,767	111,500,668,867
Foreign	28,440,681,455	28,441,791,448	28,414,533,664	28,320,981,952	27,603,479,945
Total	165,691,524,916	165,756,130,968	151,893,783,214	151,516,447,719	139,104,148,812

Comparative Analysis on Fluctuations (Change)	Mar-23	Feb-23	Jan-23
Domestic	-0.046%	11.204%	0.230%
Foreign	-0.004%	0.096%	0.330%
Total	-0.039%	9.126%	0.249%

Securities Held in Custody (Rs.)	Mar-23	Feb-23	Jan-23	Dec-22	Mar-22
Domestic	2,976,940,329,084	3,094,614,743,957	2,956,272,053,084	2,953,404,407,503	3,012,442,245,942
Foreign	953,399,876,342	1,002,495,969,840	989,311,334,064	964,941,764,676	907,479,546,713
Total	3,930,340,205,426	4,097,110,713,797	3,945,583,387,148	3,918,346,172,179	3,919,921,792,655

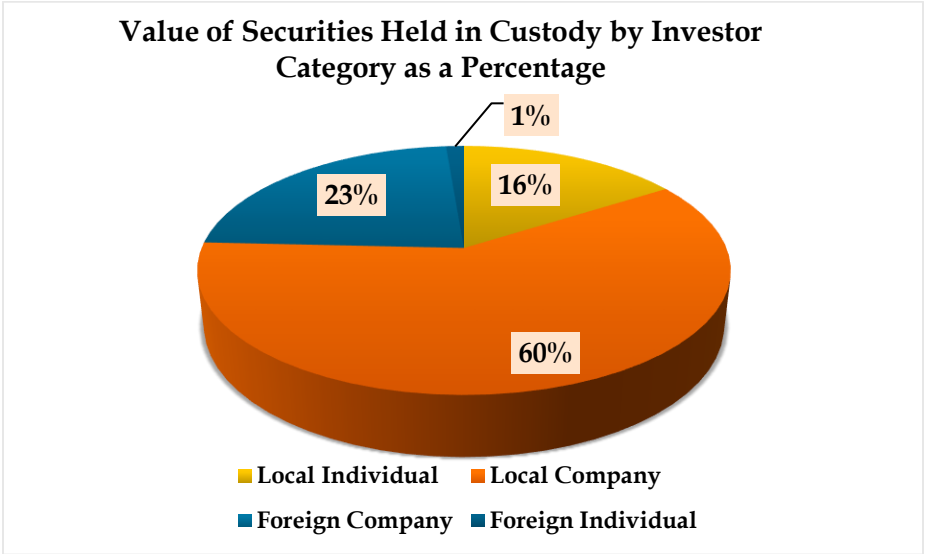
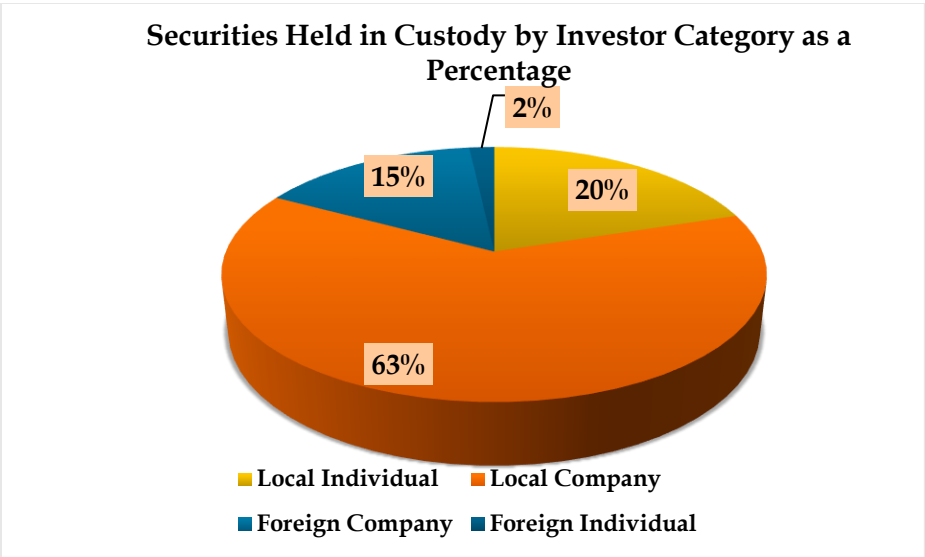
Comparative Analysis on Fluctuations (Change)	Mar-23	Feb-23	Jan-23
Domestic	-3.803%	4.680%	0.097%
Foreign	-4.897%	1.333%	2.525%
Total	-4.070%	3.840%	0.695%



Value & Quantity of the Securities held in the CDS by Investor Category
March 2023

Investor Category	Equity Holding	Corporate Debt Holding	Total Holding
Local Individual	32,962,830,607	600,864,308,459	633,827,139,066
Local Company	101,684,245,081	2,123,713,927,533	2,225,398,172,614
Foreign Company	25,529,420,632	902,694,110,004	928,223,530,636
Foreign Individual	2,906,912,210	50,254,212,388	53,161,124,598
Total	163,083,408,530	3,677,526,558,383	3,840,609,966,913

Investor Category	Equity Value	Corporate Debt Value	Total Value
Local Individual	600,864,308,458.80	27,095,159,607.34	627,959,468,066.14
Local Company	2,123,713,927,532.95	225,266,933,485.10	2,348,980,861,018.05
Foreign Company	902,694,110,003.80	18,010,000.00	902,712,120,003.80
Foreign Individual	50,254,212,387.65	433,543,950.55	50,687,756,338.20
Total	3,677,526,558,383.20	252,813,647,042.99	3,930,340,205,426.19



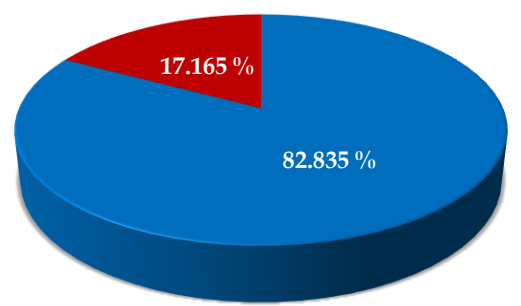
Holdings in CDS as of 31st March 2023

Holdings	Equity	Corporate Debt	Total
Domestic	134,647,075,688	2,603,767,773	137,250,843,461
Foreign	28,436,332,842	4,348,613	28,440,681,455

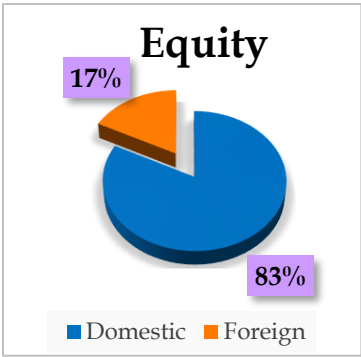
Market Value	Equity	Corporate Debt	Total
Domestic	2,724,578,235,991.75	252,362,093,092.44	2,976,940,329,084.19
Foreign	952,948,322,391.45	451,553,950.55	953,399,876,342.00

	Quantity	Market Value (LKR)
Equity	163,083,408,530	3,677,526,558,383.20
Debentures	2,608,116,386	252,813,647,042.99

Percentage of Security Types in Custody as at 31st March 2023



- Domestic (Equity & Corporate Debt) - 82.835 %
- Foreign (Equity & Corporate Debt) - 17.165 %



Corporate Actions and New Listings Completed in March 2023		
Scrip Dividends	DFCC Bank PLC	DFCC.N0000
	Nations Trust Bank PLC	NTB.N0000 NTB.X0000
Debt Conversion	Conversion of unlisted debentures to ordinary voting shares	ATL.N0000