

# CDS INFOLINE

November 2023



Central Depository Systems (Pvt) Limited

Convenient | Dedicated | Secure

A graphic illustrating digital transformation. It features a blue background with a grid of hexagons. The words 'DIGITAL TRANSFORMATION' are prominently displayed in white, bold, sans-serif capital letters. A hand is shown pointing at one of the hexagons, which contains a small icon of a robotic arm. Other hexagons contain icons of a gear, a factory, and a network diagram. The entire graphic is set against a large yellow diagonal background that covers the lower half of the page.

**DIGITAL  
TRANSFORMATION**

## **Central Depository Systems (Pvt) Ltd of Sri Lanka (CDS)**

(A fully owned subsidiary of Colombo Stock  
Exchange)

Phone: +94 11 2 356 444

Fax: +94 11 2 440 396

Email: [cdsinfo@cse.lk](mailto:cdsinfo@cse.lk)

Website: [www.cds.lk](http://www.cds.lk)

Operational Activities

Major Operations	Nov-23	Oct-23	Sep-23	Aug-23	Jul-23	Jun-23	Nov-22
New Accounts (No.)	1,040	1,197	1,363	1,848	1,835	1,249	1,464
Deposits (No.)	*503	16,903	26,547	5,185	11,262	336	16,603
Withdrawals (No.)	1	0	0	0	0	0	0
Transfers (No.)	1,392	3,015	4,010	2,923	2,120	1,879	2,864
Trades (No.) - Equity	181,790	235,648	251,092	515,259	538,908	250,576	338,209
Trades (No.)-Closed End Funds	0	0	0	0	0	0	0
Market Days (No.)	22	22	19	21	20	20	21
Listed Companies (No.)	290	290	291	290	289	289	292
Participants (No.)	46	46	46	46	46	46	45

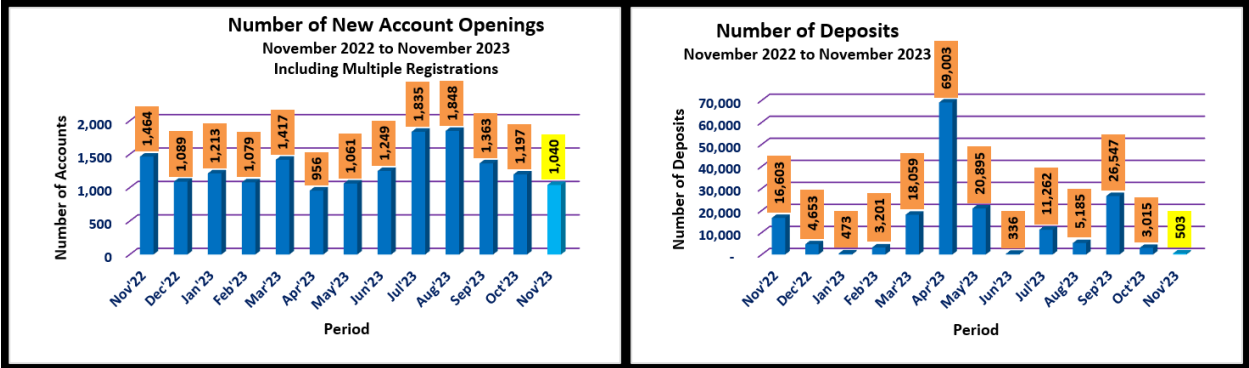
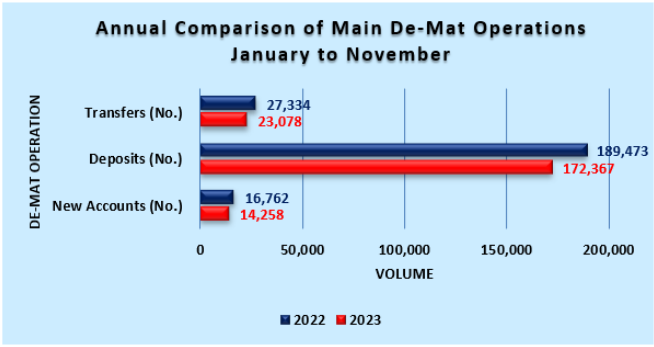
\*Deposits in November 2023 include 245 direct deposits made due to Subdivisions, Right Issues, Initial public Offers and Capitalization of Reserves.

e-Services Enrollment	As of 30 <sup>th</sup> Nov, 2023	Nov 2023	As of 31st Oct, 2023
SMS	73,161	718	72,443
e-Statements	141,234	719	140,515
eConnect	18,849	99	18,750

Comparative analysis on monthly basis as a percentage (%) compared to previous month

	Nov 23	Oct 23	Sep 23	Aug 23	July 23
New Accounts (No.)	-13.12	-12.18	-26.24	0.71	46.92
Deposits (No.)	-97.02	-36.33	412.00	-53.96	3,251.79
Trades (No.) - Equity	-22.86	-6.15	-51.27	-4.39	115.07

Annual Comparison	CUMULATIVE	
	JAN-NOV	
	2023	2022
New Accounts (No.)	14,258	16,762
Deposits (No.)	172,367	189,473
Withdrawals (No.)	1	2
Transfers (No.)	23,078	27,334
Trades (No.) - Equity	3,477,058	3,997,057
Trades (No.)-Closed End Funds	0	0

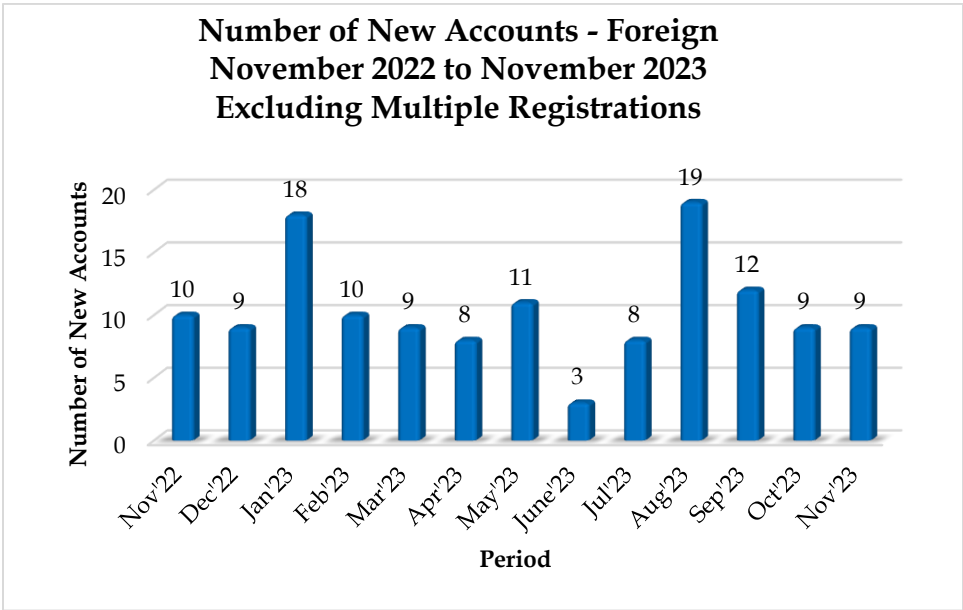
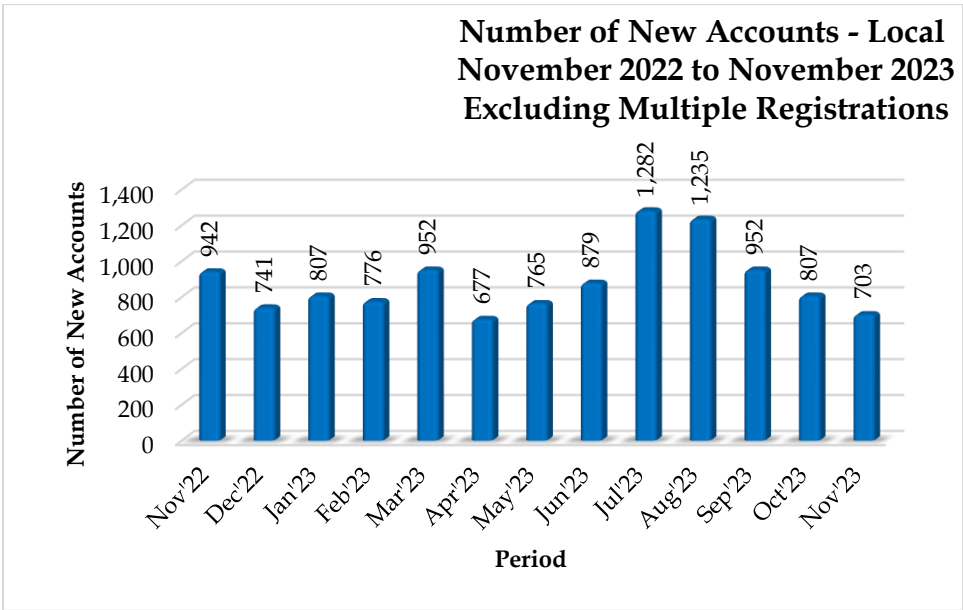


Number of CDS Accounts by Investor Category

	Nov-23	Oct-23	Sep-23	Aug-23	Jul-23	Jun-23	Nov-23
Local Individuals (No.)	679,292	678,616	677,835	676,921	675,724	674,493	669,080
Foreign Individuals (No.)	5,011	5,006	5,004	5,001	4,996	4,993	4,965
Local Companies (No.)	13,090	13,063	13,037	12,999	12,961	12,910	12,726
Foreign Companies (No.)	5,915	5,911	5,904	5,895	5,881	5,876	5,836
Total Excluding Multiple Registrations	703,308	702,596	701,780	700,816	699,562	698,272	692,607
Total De-Mat Accounts Including Multiple Registrations	928,583	927,543	926,346	924,983	923,135	921,300	913,236

De-Mat Account Categories as a Percentage against Total Registrations Excluding Multiple Registrations (%)

	Nov-23	Oct-23	Sep-23	Aug-23	July-23	June-23	Nov-22
Local Individuals (No.)	96.59	96.59	96.59	96.59	96.59	96.59	96.60
Foreign Individuals (No.)	0.71	0.71	0.71	0.71	0.71	0.72	0.72
Local Companies (No.)	1.86	1.86	1.86	1.85	1.85	1.85	1.84
Foreign Companies (No.)	0.84	0.84	0.84	0.84	0.84	0.84	0.84
Total Excluding Multiple Registrations	100.00	100.00	100.00	100.00	100.00	100.00	100.00



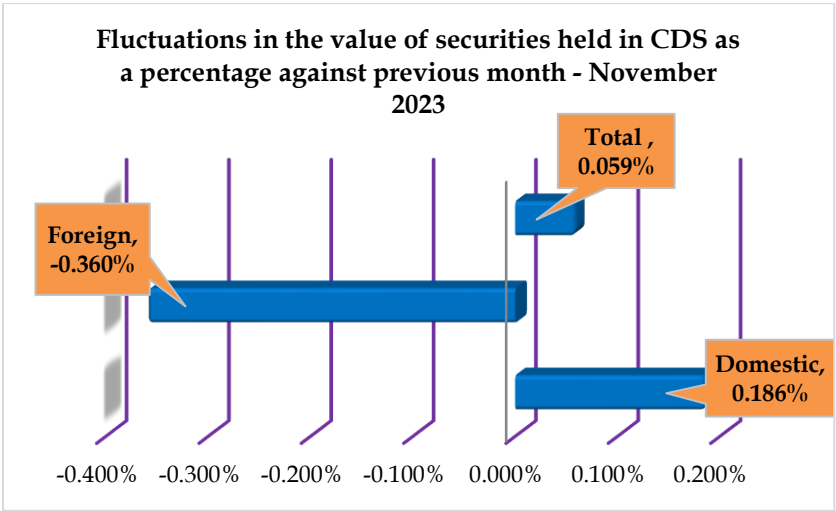
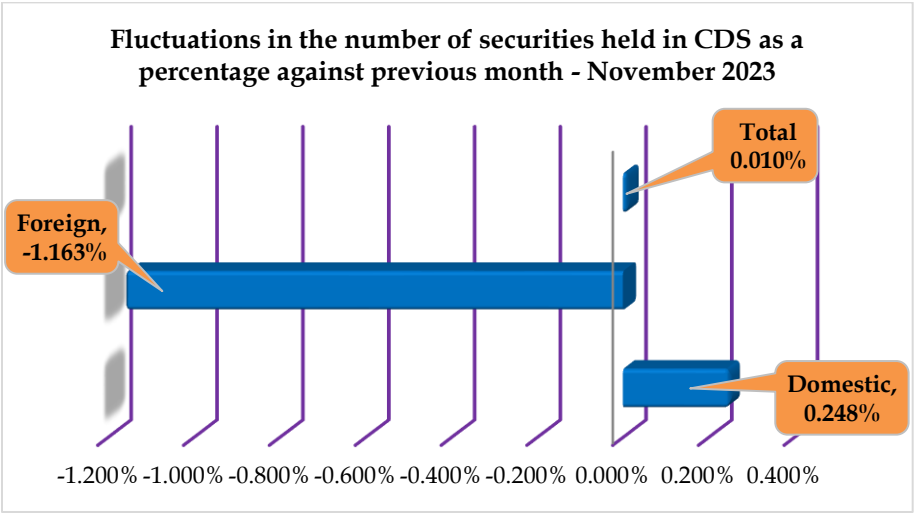
Value & Quantity of the Securities held in the CDS

Securities Held in Custody (Nos.)	Nov-23	Oct-23	Sep-23	Aug-23	Nov-22
Domestic	146,373,925,894	146,011,817,155	141,355,060,146	141,298,398,602	123,199,895,960
Foreign	29,334,576,170	29,679,689,879	28,672,070,867	28,463,119,006	28,227,751,233
Total	175,708,502,064	175,691,507,034	170,027,131,013	169,761,517,608	151,427,647,193

Comparative Analysis on Fluctuations (Change)	Nov-23	Oct-23	Sep-23
Domestic	0.248%	3.294%	0.040%
Foreign	-1.163%	3.514%	0.734%
Total	0.010%	3.331%	0.156%

Securities Held in Custody (Rs.)	Nov-23	Oct-23	Sep-23	Aug-23	Nov-22
Domestic	3,226,922,289,668	3,220,938,617,411	3,416,546,058,816	3,364,972,556,035	2,989,087,903,333
Foreign	973,803,380,160	977,324,475,372	1,013,646,108,275	1,012,274,159,091	966,999,973,431
Total	4,200,725,669,828	4,198,263,092,783	4,430,192,167,090	4,377,246,715,127	3,956,087,876,764

Comparative Analysis on Fluctuations (Change)	Nov-23	Oct-23	Sep-23
Domestic	0.186%	-5.725%	1.533%
Foreign	-0.360%	-3.583%	0.136%
Total	0.059%	-5.235%	1.210%

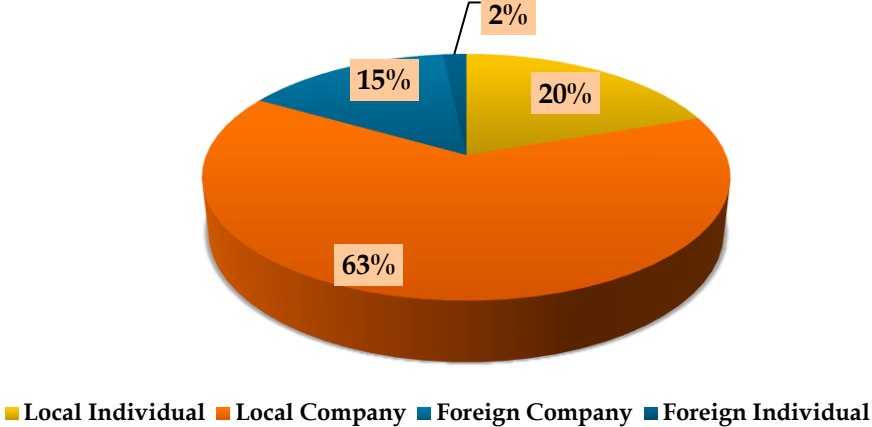


Value & Quantity of the Securities held in the CDS by Investor Category  
November 2023

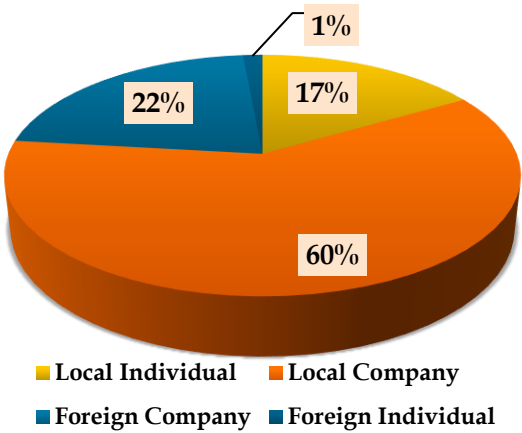
Investor Category	Equity Holding	Corporate Debt Holding	Total Holding
Local Individual	34,373,201,018	272,338,147	34,645,539,165
Local Company	109,829,445,478	1,898,941,251	111,728,386,729
Foreign Company	26,343,423,705	180,100	26,343,603,805
Foreign Individual	2,989,297,565	1,674,800	2,990,972,365
Total	173,535,367,766	2,173,134,298	175,708,502,064

Investor Category	Equity Value	Corporate Debt Value	Total Value
Local Individual	667,018,742,132.65	29,759,841,354.60	696,778,583,487.25
Local Company	2,347,224,957,291.45	182,918,748,889.42	2,530,143,706,180.87
Foreign Company	913,227,690,797.90	17,471,260.00	913,245,162,057.90
Foreign Individual	60,385,186,768.80	173,031,333.19	60,558,218,101.99
Total	3,987,856,576,990.80	212,869,092,837.21	4,200,725,669,828.01

Securities Held in Custody by Investor Category as a Percentage



Value of Securities Held in Custody by Investor Category as a Percentage



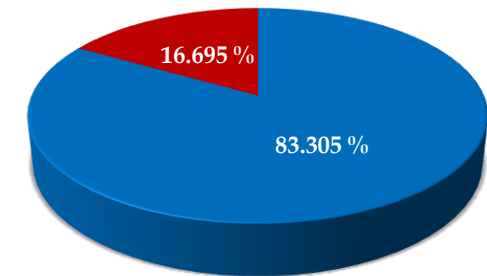
Holdings in CDS as of 30<sup>th</sup> November 2023

Holdings	Equity	Corporate Debt	Total
Domestic	144,202,646,496	2,171,279,398	146,373,925,894
Foreign	29,332,721,270	1,854,900	29,334,576,170

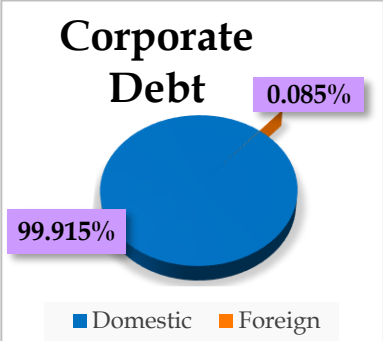
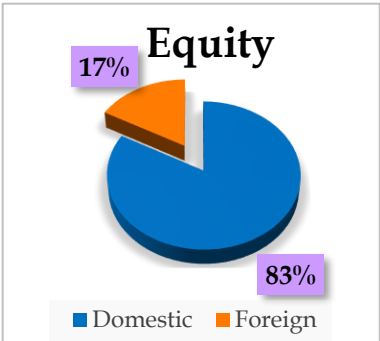
Market Value	Equity	Corporate Debt	Total
Domestic	3,014,243,699,424.10	212,678,590,244.02	3,226,922,289,668.12
Foreign	973,612,877,566.70	190,502,593.19	973,803,380,159.89

	Quantity	Market Value (LKR)
Equity	173,535,367,766	3,987,856,576,990.80
Debentures	2,173,134,298	212,869,092,837.21

Percentage of Security Types in Custody as at 30th November 2023



■ Domestic (Equity & Corporate Debt) - 83.305%  
■ Foreign (Equity & Corporate Debt) - 16.695%



Corporate Actions and New Listings Completed in November 2023		
Right Issues - Conversion of Rights and Direct Upload of Additional Shares	Amana Bank PLC	ABL.N0000
	Palm Garden Hotels PLC	PALM.N0000
	Eden Hotel Lanka PLC	EDEN.N0000