

CDS INFOLINE

January 2024



Central Depository Systems (Pvt) Limited

Convenient | Dedicated | Secure

Central Depository Systems (Pvt) Ltd of Sri Lanka (CDS)

(A fully owned subsidiary of Colombo Stock
Exchange)

Phone: +94 11 2 356 444

Fax: +94 11 2 440 396

Email: cdsinfo@cse.lk

Website: www.cds.lk

Operational Activities

Major Operations	Jan-24	Dec-23	Nov-23	Oct-23	Sep-23	Aug-23	Jan-23
New Accounts (No.)	1,229	1,439	1,040	1,197	1,363	1,848	1,213
Deposits (No.)	*22,519	2,613	503	16,903	26,547	5,185	473
Withdrawals (No.)	0	0	1	0	0	0	0
Transfers (No.)	2,110	2,317	1,392	3,015	4,010	2,923	1,660
Trades (No.) - Equity	154,754	141,902	181,790	235,648	251,092	515,259	381,483
Trades (No.)-Closed End Funds	0	0	0	0	0	0	0
Market Days (No.)	20	19	22	22	19	21	20
Listed Companies (No.)	286	290	290	290	291	290	290
Participants (No.)	46	46	46	46	46	46	46

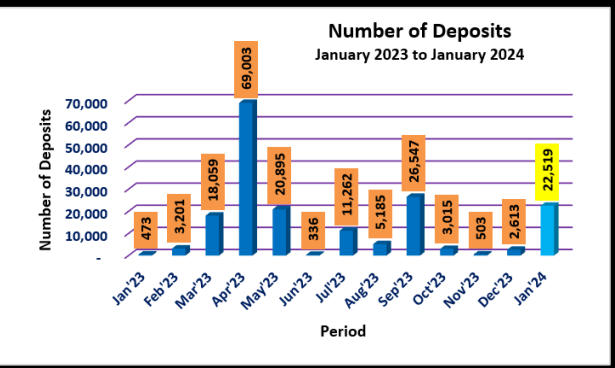
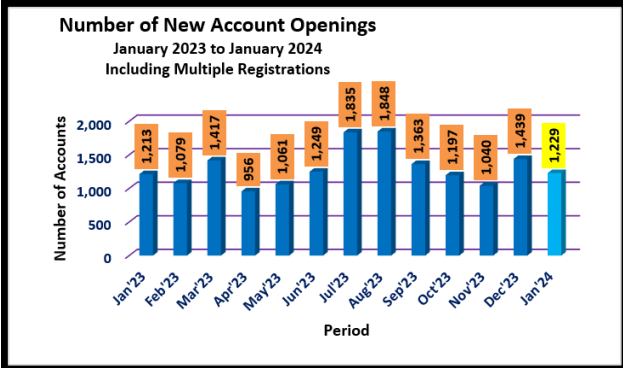
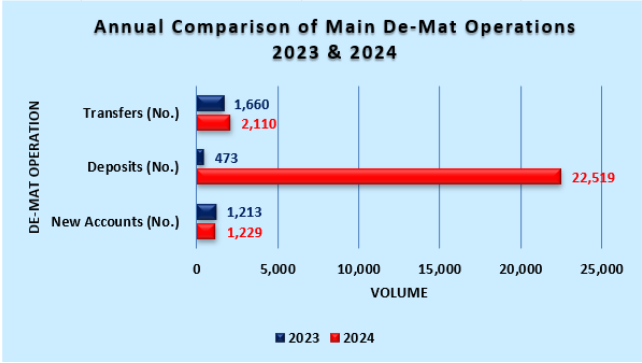
*Deposits in January 2024 include 22,279 direct deposits made due to Subdivisions, Right Issues, Initial public Offers and Capitalization of Reserves.

e-Services Enrollment	As of 31 st Jan, 2024	Jan 2024	As of 31 st Dec, 2023
SMS	75,046	840	74,206
e-Statements	143,157	865	142,292
eConnect	19,105	119	18,986

Comparative analysis on monthly basis as a percentage (%) compared to previous month

	Jan 24	Dec 23	Nov 23	Oct 23	Sep 23
New Accounts (No.)	-14.59	38.37	-13.12	-12.18	-26.24
Deposits (No.)	761.81	419.48	-97.02	-36.33	412.00
Trades (No.) - Equity	9.06	-21.94	-22.86	-6.15	-51.27

Annual Comparison	CUMALATIVE	
	JAN	
	2024	2023
New Accounts (No.)	1,229	1,213
Deposits (No.)	22,519	473
Withdrawals (No.)	0	0
Transfers (No.)	2,110	1,660
Trades (No.) - Equity	154,754	381,483
Trades (No.)-Closed End Funds	0	0

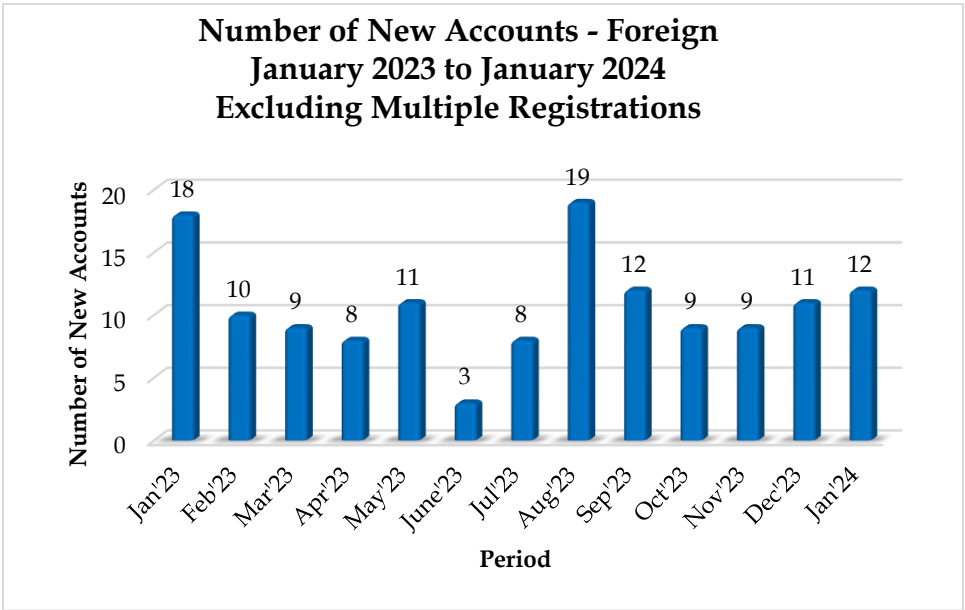
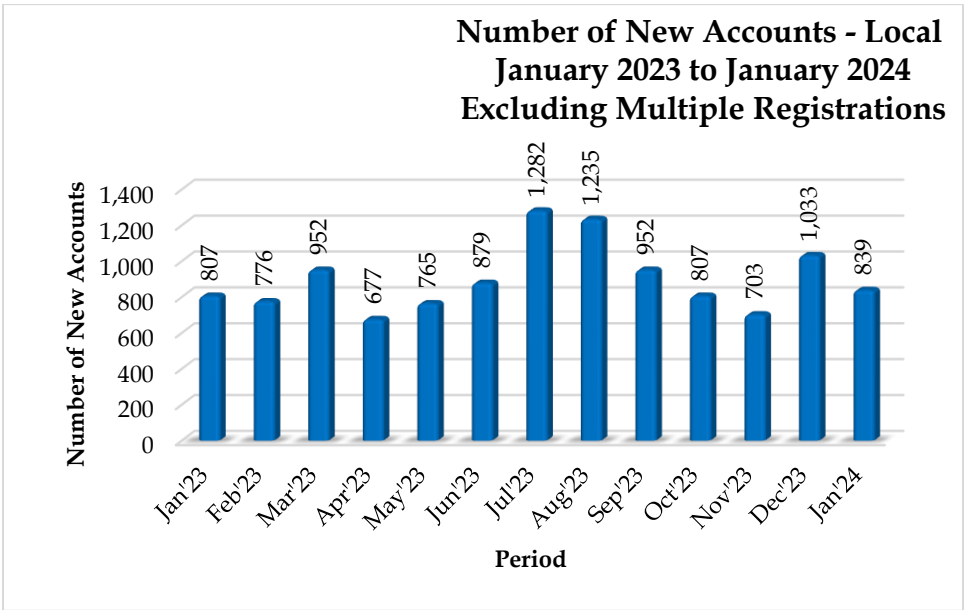


Number of CDS Accounts by Investor Category

	Jan-23	Dec-23	Nov-23	Oct-23	Sep-23	Aug-23	Jan-23
Local Individuals (No.)	681,060	680,273	679,292	678,616	677,835	676,921	670,570
Foreign Individuals (No.)	5,022	5,016	5,011	5,006	5,004	5,001	4,973
Local Companies (No.)	13,194	13,142	13,090	13,063	13,037	12,999	12,784
Foreign Companies (No.)	5,927	5,921	5,915	5,911	5,904	5,895	5,855
Total Excluding Multiple Registrations	705,203	704,352	703,308	702,596	701,780	700,816	694,182
Total De-Mat Accounts Including Multiple Registrations	931,251	930,022	928,583	927,543	926,346	924,983	915,538

De-Mat Account Categories as a Percentage against Total Registrations Excluding Multiple Registrations (%)

	Jan-24	Dec-23	Nov-23	Oct-23	Sep-23	Aug-23	Jan-23
Local Individuals (No.)	96.58	96.58	96.59	96.59	96.59	96.59	96.60
Foreign Individuals (No.)	0.71	0.71	0.71	0.71	0.71	0.71	0.72
Local Companies (No.)	1.87	1.87	1.86	1.86	1.86	1.85	1.84
Foreign Companies (No.)	0.84	0.84	0.84	0.84	0.84	0.84	0.84
Total Excluding Multiple Registrations	100.00	100.00	100.00	100.00	100.00	100.00	100.00



Value & Quantity of the Securities held in the CDS

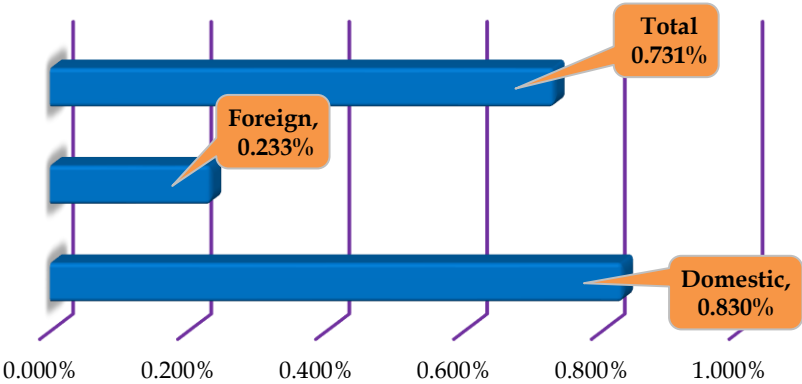
Securities Held in Custody (Nos.)	Jan-24	Dec-23	Nov-23	Oct-23	Jan-23
Domestic	148,067,493,604	146,848,560,592	146,373,925,894	146,011,817,155	123,479,249,550
Foreign	29,358,155,225	29,289,985,518	29,334,576,170	29,679,689,879	28,414,533,664
Total	177,425,648,829	176,138,546,110	175,708,502,064	175,691,507,034	151,893,783,214

Comparative Analysis on Fluctuations (Change)	Jan-24	Dec-23	Nov-23
Domestic	0.830%	0.324%	0.248%
Foreign	0.233%	-0.152%	-1.163%
Total	0.731%	0.245%	0.010%

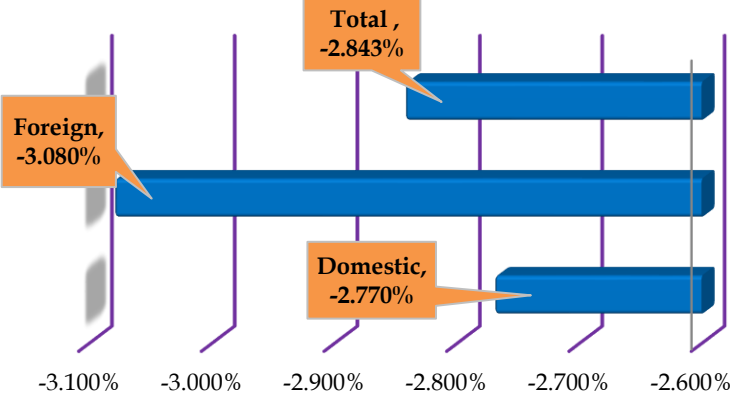
Securities Held in Custody (Rs.)	Jan-24	Dec-23	Nov-23	Oct-23	Jan-23
Domestic	3,127,102,117,003	3,216,206,094,562	3,226,922,289,668	3,220,938,617,411	2,956,272,053,084
Foreign	960,599,373,217	991,130,621,831	973,803,380,160	977,324,475,372	989,311,334,064
Total	3,127,102,117,003	4,207,336,716,394	4,200,725,669,828	4,198,263,092,783	3,945,583,387,148

Comparative Analysis on Fluctuations (Change)	Jan-24	Dec-23	Nov-23
Domestic	-2.770%	-0.332%	0.186%
Foreign	-3.080%	1.779%	-0.360%
Total	-2.843%	0.157%	0.059%

Fluctuations in the number of securities held in CDS as a percentage against previous month - January 2024



Fluctuations in the value of securities held in CDS as a percentage against previous month - January 2024

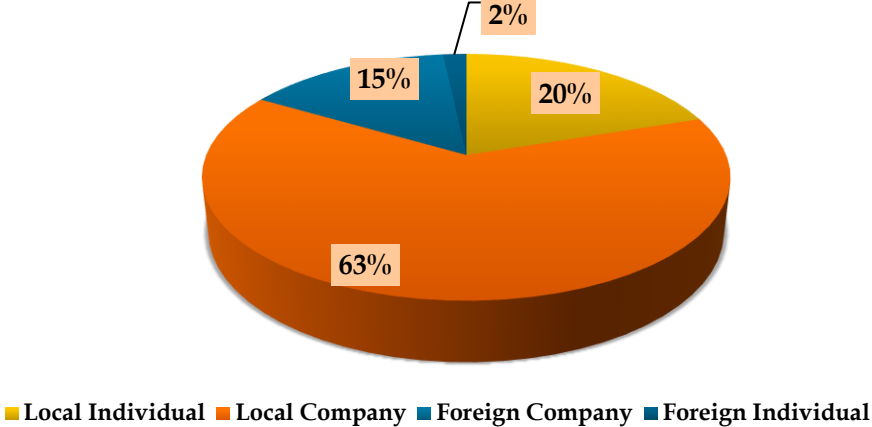


Value & Quantity of the Securities held in the CDS by Investor Category
January 2024

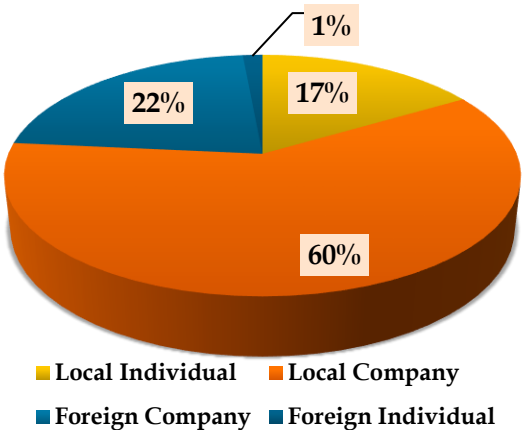
Investor Category	Equity Holding	Corporate Debt Holding	Total Holding
Local Individual	34,878,757,710	354,015,147	35,232,772,857
Local Company	110,716,828,896	2,117,891,851	112,834,720,747
Foreign Company	26,354,280,313	180,100	26,354,460,413
Foreign Individual	3,001,040,712	2,654,100	3,003,694,812
Total	174,950,907,631	2,474,741,198	177,425,648,829

Investor Category	Equity Value	Corporate Debt Value	Total Value
Local Individual	637,003,389,527.10	37,742,552,486.76	674,745,942,013.86
Local Company	2,242,494,084,280.20	209,862,090,709.14	2,452,356,174,989.34
Foreign Company	900,996,830,063.85	16,410,223.87	901,013,240,287.72
Foreign Individual	59,318,806,521.85	267,326,407.19	59,586,132,929.04
Total	3,839,813,110,393.00	247,888,379,826.96	4,087,701,490,219.96

Securities Held in Custody by Investor Category as a Percentage



Value of Securities Held in Custody by Investor Category as a Percentage



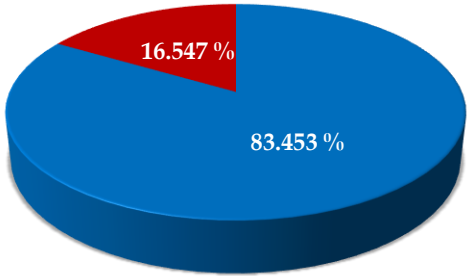
Holdings in CDS as of 31st January 2024

Holdings	Equity	Corporate Debt	Total
Domestic	145,595,586,606	2,471,906,998	148,067,493,604
Foreign	29,355,321,025	2,834,200	29,358,155,225

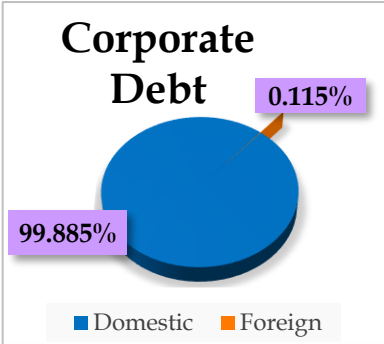
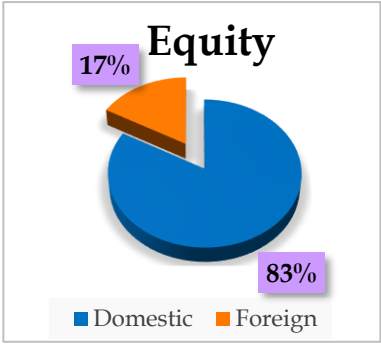
Market Value	Equity	Corporate Debt	Total
Domestic	2,879,497,473,807.30	247,604,643,195.90	3,127,102,117,003.20
Foreign	960,315,636,585.70	283,736,631.06	960,599,373,216.76

	Quantity	Market Value (LKR)
Equity	174,950,907,631	3,839,813,110,393.00
Debentures	2,474,741,198	247,888,379,826.96

Percentage of Security Types in Custody as at 31st January 2024



- Domestic (Equity & Corporate Debt) - 83.453%
- Foreign (Equity & Corporate Debt) - 16.547%



Corporate Actions and New Listings Completed in January 2024		
Right Issues – Provisional allotment of rights entitlement	Tess Agro PLC	TESS.R0000 TESS.R0001
	Shaw Wallace Investments PLC	KZOO.R0000
Equity IPO	Cargills Bank Limited	CBNK.N0000
Debt IPO	Bank of Ceylon	BOC.D0556
	DFCC Bank PLC	DFCC.D0557 DFCC.D0558
Sub-Division of Shares	Lanka Milk Foods (CWE) PLC	LMF.N0000
	Alpha Fire Services PLC	AFS.N0000
Scrip Dividends	People’s Leasing and Finance PLC	PLC.N0000